

WSU- DETROIT- UGL 1ST FLOOR STUDENT REFRESH

5155 GULLEN MALL
DETROIT, MI 48202

ARCHITECT

STUCKY VITALE ARCHITECTS
27172 WOODWARD AVENUE
ROYAL OAK, MICHIGAN 48067
(248) 546-6700

MECH/PLUMB/ELEC ENGINEER

MA ENGINEERING
160 HIGH OAK RD
BLOOMFIELD HILLS, MI 48304
(248) 258-1610

PROJECT INFORMATION

PROJECT DESCRIPTION

RENOVATION OF PORTION OF EXISTING LIBRARY TO INCLUDE: NEW OFFICE BLOCKS, FURNATURE, FINISHES.

APPLICABLE CODES

2015 MICHIGAN REHABILITATION CODE FOR EXISTING BUILDINGS (MRC)
2015 MICHIGAN MECHANICAL CODE (MMC)
2018 MICHIGAN PLUMBING CODE (MPC)
2015 MICHIGAN ENERGY CODE (MEC)
2013 ANSI/ASHRAE/IES 90.1
2017 NATIONAL ELECTRICAL CODE (NEC)
2015 NFPA 101 LIFE SAFETY CODE

BARRIER FREE REQUIREMENTS:

2010 ADA STANDARDS FOR ACCESSIBLE DESIGN (DOJ)
MBC-2015, CHAPTER 11
ICC / ANSI 117.1 - 2009, EXCEPT SECTION 611 & 707

CHAPTER 3 - USE AND OCCUPANCY CLASSIFICATION

BUSINESS: B
UNIVERSITY

CHAPTER 9 - FIRE PROTECTION SYSTEMS

AUTOMATIC SPRINKLER SYSTEMS: <EXISTING TO REMAIN>
FIRE ALARM AND DETECTION SYSTEMS: <EXISTING TO REMAIN>

SHEET DESIGNATION

DRAWINGS ARE NUMBERED ACCORDING TO THE FOLLOWING CONVENTIONS:

A001

DRAWING SEQUENCE NUMBER

DRAWING TYPE DESIGNATOR

G	GENERAL	0	GENERAL, LEGENDS, SCHEDULES
LS	LIFE SAFETY	1	PLANS
AD	ARCHITECTURAL	2	REFLECTED CEILING PLANS
	DEMOLITION	6	INTERIOR ELEVATIONS
A	ARCHITECTURAL	7	INTERIOR AND MILLWORK DETAILS
F	FINISH INFORMATION		
AE	EQUIPMENT INFORMATION		
P	PLUMBING		
M	MECHANICAL		
E	ELECTRICAL		

SHEET INDEX - GENERAL			
DWG #	DRAWING NAME	ISSUED FOR	DATE
G001	COVER SHEET, GENERAL INFORMATION, DRAWING INDEX		
G002	STANDARD MOUNTING HEIGHTS, MATERIAL LEGEND, PARTITION AND DOOR SCHEDULES AND DETAILS		
DRAWINGS: 2			
SHEET INDEX - LIFE SAFETY			
DWG #	DRAWING NAME	ISSUED FOR	DATE
LS101	CODE INFORMATION AND FLOOR LIFE SAFETY PLAN - EGRESS PLANS		
DRAWINGS: 1			
SHEET INDEX - ARCHITECTURAL DEMOLITION			
DWG #	DRAWING NAME	ISSUED FOR	DATE
AD100	ARCHITECTURAL DEMOLITION PLANS		
AD200	ARCHITECTURAL DEMOLITION REFLECTED CEILING PLAN		
DRAWINGS: 2			
SHEET INDEX - ARCHITECTURAL			
DWG #	DRAWING NAME	ISSUED FOR	DATE
A110	FIRST LEVEL CONSTRUCTION PLAN		
A210	FIRST LEVEL REFLECTED CEILING PLAN		
A610	INTERIOR ELEVATIONS		
A611	INTERIOR ELEVATIONS		
A701	INTERIOR AND MILLWORK DETAILS		
A702	INTERIOR AND MILLWORK DETAILS		
A710	TYPICAL FIRE SAFETY DETAILS		
DRAWINGS: 7			
SHEET INDEX - FINISH			
DWG #	DRAWING NAME	ISSUED FOR	DATE
F000	FINISH SCHEDULE AND LEGEND		
F110	FIRST LEVEL FINISH PLAN		
DRAWINGS: 2			
SHEET INDEX - ARCHITECTURAL EQUIPMENT			
DWG #	DRAWING NAME	ISSUED FOR	DATE
AE001	EQUIPMENT SCHEDULES		
AE110	FIRST LEVEL EQUIPMENT PLAN		
DRAWINGS: 2			
SHEET INDEX - PLUMBING			
DWG #	DRAWING NAME	ISSUED FOR	DATE
SHEET INDEX - MECHANICAL			
DWG #	DRAWING NAME	ISSUED FOR	DATE
SHEET INDEX - ELECTRICAL			
DWG #	DRAWING NAME	ISSUED FOR	DATE
NOTE: THESE CONSTRUCTION DRAWINGS WERE PREPARED FOR COMPLIANCE WITH THE MICHIGAN CONSTRUCTION CODES IN EFFECT AT THE TIME OF PERMIT SUBMITTAL. ALL ENGINEERS, CONTRACTORS AND SUPPLIERS INVOLVED WITH THIS PROJECT SHALL COMPLY WITH THE SAME CODES. ISSUED AND APPROVED CODE MODIFICATIONS AND/OR CITY CODE AUTHORITY CONSTRUCTION BOARDS OF APPEALS RULINGS AND WHENEVER REQUIRED SHALL PROVIDE SHOP DRAWINGS AND SUBMITTALS CLEARLY DESCRIBING COMPLIANCE TO THE REGISTERED DESIGN PROFESSIONAL IN RESPONSIBLE CHARGE FOR REVIEW AND APPROVAL.			

SYMBOL LEGEND

1 A101 ENLARGED CALLOUT TAG

1 INTERIOR ELEVATION TAG

1 A101 EXTERIOR ELEVATION TAG

DETAIL NUMBER
VIEW TITLE
Name
VIEW SCALE
SHEET NUMBER

ROOM NAME
ROOM NAME
101

FLOOR NAME
ELEV. 100'-0"

0, 0 DATUM WORKPOINT

1 COLUMN GRIDS
NUMBERS DESIGNATE VERTICAL COLUMN LINES

A LETTERS DESIGNATE HORIZONTAL COLUMN LINES

A SQUARE DESIGNATE EXISTING COLUMN GRID

DOOR TAGS
NEW DOOR TAG DESIGNATION

EXISTING DOOR TAG DESIGNATION (ONLY IF EXISTING DOOR TO BE MODIFIED)

203-Ys PARTITION TAG

XX KEYNOTE TAG

XX EQUIPMENT TAG

SHEET REF FOR DRAWING CONTINUATION
ZONE B
MATCH LINE
ZONE A

ABBREVIATION LEGEND

& L @	AND ANGLE AT	ø or ø ±	CENTERLINE DIAMETER PLUS OR MIN
ACCESS.	ACCESSIBILITY	N	NORTH
ACOUS.	ACOUSTICAL	NIC	NOT IN CONTRACT
ACT	ACOUSTICAL CEILING TILE	NOM	NOMINAL
A.D.	AREA DRAIN	NTS	NOT TO SCALE
ADJ	ADJUSTABLE	O/C	ON CENTER
A.F.F.	ABOVE FINISH FLOOR	OFC	OFFICE
AL	ALUMINUM	OPNG	OPENING
ANOD.	ANODIZED	OPP	OPPOSITE
ARCH.	ARCHITECTURAL or ARCHITECT	OVFD	OVERFLOW DRAIN
ASPH.	ASPHALT	PL	PLATE
BD.	BOARD	PLAM	PLASTIC LAMINATE
BF	BARRIER FREE	PLAS	PLASTER
BLDG.	BUILDING	PNT	PAINT
BL'G.	BLOCKING	PLYWD	PLYWOOD
BOT.	BOTTOM	PREFAB	PREFABRICATED
BR	BRICK	PFN	PREFINISH or PREFINISHED
CAB.	CABINET	PROJ	PROJECTION
CEM.	CEMENT	PT	POINT
C.J.	CONTROL JOINT	R.	RISER
CLG	CEILING	RCP	REFLECTED CEILING PLAN
C.F.M.F.	COLD FORMED METAL FRAMING	R.C.	ROOF CONDUCTOR
C.O.	CLEAN OUT	RD	ROOF DRAIN
CLO.	CLOSET	REINF	REINFORCING
CLEAR	CLEAR	REQ'D	REQUIRED
COL.	COLUMN	RESIL	RESILIENT
CONC.	CONCRETE	RFG	ROOFING
C.G.	CORNER GUARD	RM	ROOM
CONST.	CONSTRUCTION	R.S.	ROOF SUMP
CONT.	CONTINUOUS	SAN	SANITARY
COR.	CORRIDOR	SC	SOLID CORE
CORR.	CORRUGATED	SCHED	SCHEDULE
CPT	CARPET	SHT	SHEET
C.T.	CERAMIC TILE	SIM	SIMILAR
CTSK.	COUNTER SUNK	SPEC	SPECIFICATIONS
CW	CURTAIN WALL	SO	SQUARE
D.F.	DRINKING FOUNTAIN	ST-STL.	STAINLESS STEEL
DET.	DETAIL	SS	SOLID SURFACE
DIA.	DIAMETER	ST	STONE
DIM.	DIMENSION	STD	STANDARD
DN.	DOWN	STL	STEEL
D.O.	DOOR OPENING	STN	STAIN
DR.	DOOR	STOR	STORAGE
D.S.	DOWN SPOUT	STRUCT	STRUCTURAL or STRUCTURE
DWG.	DRAWING	SUSP	SUSPENDED
DWR.	DRAWER	SYM	SYMMETRICAL
EA	EACH	T.	TREAD
E.J.	EXPANSION JOINT	T&B	TOP AND BOTTOM
EL	ELEVATION	TERR.	TERRAZZO
ELEC.	ELECTRICAL	T.O.C.	TOP OF CURB
ELEV.	ELEVATOR	T&G	TONGUE AND GROOVE
E.O.S./EOS	EDGE OF SLAB	THK	THICK
E.O.D./EOD	EDGE OF DECK	THRES.	THRESHOLD
EP	ELECTRICAL PANEL	T.O.P.	TOP OF PARAPET
EPOXY	EPOXY	TA	TOILET ACCESSORY
EQ.	EQUAL	TV	TELEVISION
EQPM	EQUIPMENT	T.O.W.	TOP OF WALL
E.W.	EACH WAY	TOS / T.O.S.	TOP OF STEEL
EXIST. / EX	EXISTING	TYP.	TYPICAL
EXP.	EXPOSED	U/C	UNDERCUT
EXT.	EXTERIOR	U.N.O.	UNLESS NOTED OTHERWISE
FA	FIRE ALARM	U.S.K.	UTILITY SINK
FD	FLOOR DRAIN	V.B.	VAPOR BARRIER
FON	FOUNDATION	VCT	VINYL COMPOSITION TILE
FE	FIRE EXTINGUISHER	VERT.	VERTICAL
FEC	FIRE EXTINGUISHER CABINET	VEST	VESTIBULE
FHC	FIRE HOSE CABINET	VF	VINYL FLOORING
FIN	FINISH	V.I.F.	VERIFY IN FIELD
FLOOR	FLOOR	W	WIDTH
F.O.	FACE OF	W/	WITH
F.O.S.	FACE OF STUD	WB	WALL BASE
FPRF	FIREPROOF	W.C.	WATER CLOSET
FR	FRAME	WC	WALLCOVERING
FRP	FIBERGLASS REINFORCED PANEL	WD	WOOD
FRT	FIRE RETARDANT TREATED	WO	WITHOUT
F.S.	FULL SIZE	WR	WATER RESISTANT
FT.	FOOT or FEET	WSCT.	WAINSCOT
FTG.	FOOTING	WT.	WEIGHT
FUR	FURRING	W.W.F.	WELDED WIRE FABRIC
GA.	GAUGE		
GALV.	GALVANIZED		
G.B.	GRAB BAR		
GFRC.	GLASS FIBER REINFORCED CONCRETE		
GL.	GLASS		
GYP.	GYPSUM		
H.B.	HOSE BIBB		
H.C.	HOLLOW CORE		
HDWD	HARDWOOD		
HDWE	HARDWARE		
HM	HOLLOW METAL		
HORIZ.	HORIZONTAL		
HR	HOUR		
HGT	HEIGHT		
INSUL	INSULATION		
IMP	INSULATED METAL PANEL		
IMWP	INSULATED METAL WALL PANEL		
INT	INTERIOR		
J.C.	JANITOR'S CLOSET		
JOINT	JOINT		
JT.	KITCHEN		
KIT.	LAVATORY		
LAV	LENGTH		
LG	LONG LEG VERTICAL		
L.L.V.	LIGHT		
LT	LUXURY VINYL TILE		
LVT	MAX		
MAX	MECHANICAL		
MECH	METAL		
MTL	MANUFACTURER		
MFR.	MINIMUM		
MIN.	MISCELLANEOUS		
MISC.	MASONRY OPENING		
M.O.			



STUCKY VITALE ARCHITECTS
27172 WOODWARD AVENUE
ROYAL OAK, MI 48067-0925

P. 248.546.6700

F. 248.546.8454

WWW.STUCKYVITALE.COM

STATEMENT OF INTELLECTUAL PROPERTY:
THE IDEAS, CONCEPTS, DRAWINGS AND THOUGHTS CONVEYED HEREIN ARE THE INTELLECTUAL PROPERTY OF STUCKY VITALE ARCHITECTS. THIS SET OF DRAWINGS, IN WHOLE OR IN PART, MAY NOT BE REPRODUCED, WITHOUT THE WRITTEN CONSENT OF STUCKY VITALE ARCHITECTS. THIS INFORMATION IS PROTECTED UNDER U.S. COPYRIGHT LAW, ALL RIGHTS RESERVED.

Consultants

Seal:

Project :

WSU- DETROIT- UGL
1ST FLOOR STUDENT
REFRESH

5155 GULLEN MALL
DETROIT, MI 48202

Key Plan:

Issued for

Drawn by :
CRB

Checked by :
JAV, MJB, AJD

Sheet Title :
COVER SHEET, GENERAL
INFORMATION, DRAWING
INDEX

Project No. :

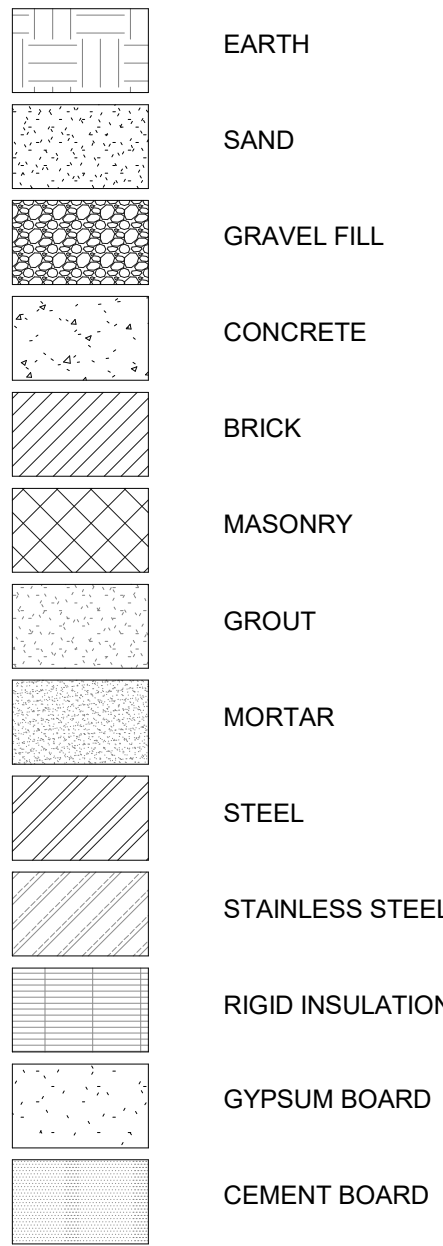
2023.111

Sheet No. :

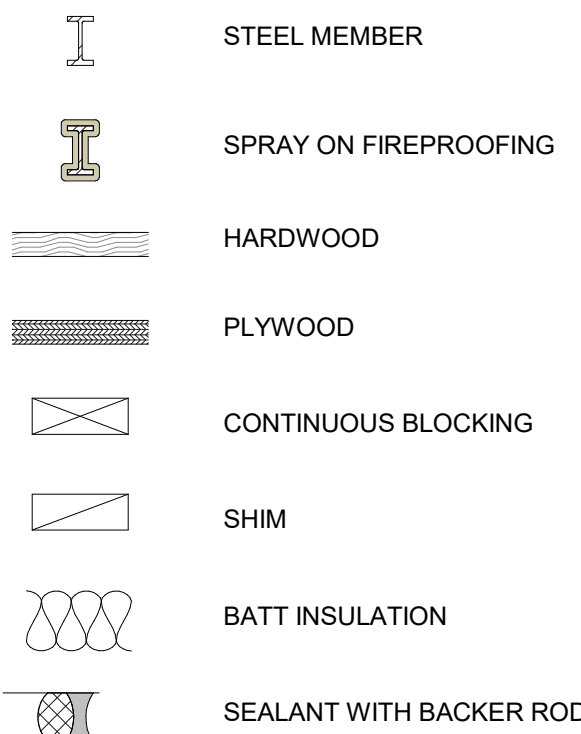
G001

MATERIAL LEGEND

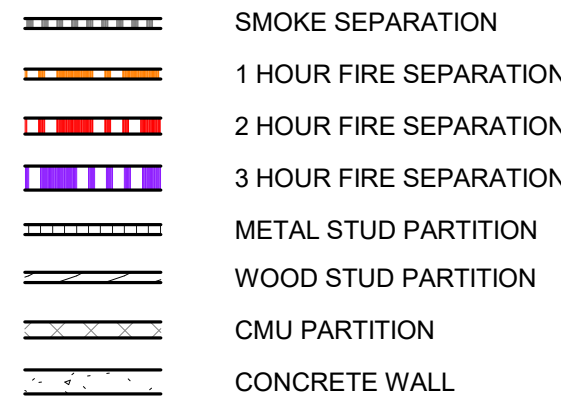
HATCH PATTERNS



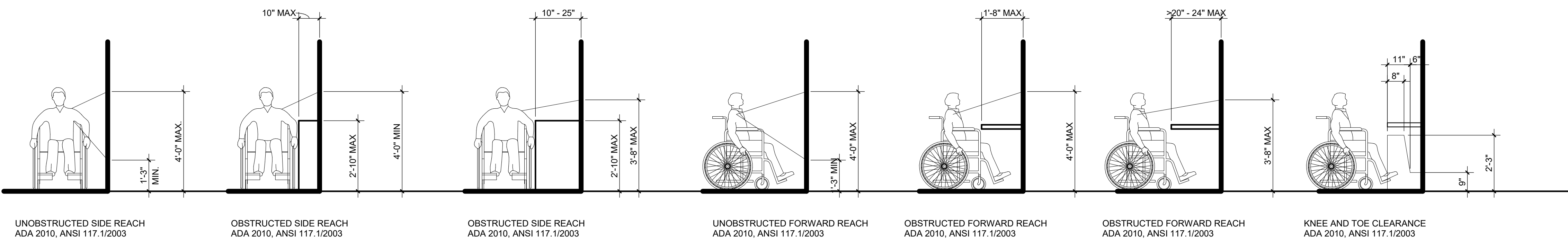
TYPICAL DETAIL SYMBOLS



PARTITION PLAN DESIGNATIONS



TYPICAL MOUNTING LEGEND



INTERIOR PARTITION SCHEDULE													
TYPE	DESCRIPTION	WIDTH		DET'L	STUD			UL DESIGN			STC*		REMARKS
		NOMINAL	ACTUAL		DEPTH	THICK	SPACING	1 HR	2 HR	OTH'R	W/O	W/	
B3	1 GYP, 1 SIDE ON 4" METAL STUDS	0' - 4 3/4"	4 5/8"	X/XXX	4"	30 MIL	16" O/C	--	--	--	29	34	
C2	1 GYP, BOTH SIDES ON 3 5/8" METAL STUDS	0' - 5"	4 7/8"	6/G002 7/G002	3 5/8"	30 MIL	16" O/C	U419	--	--	42	44	

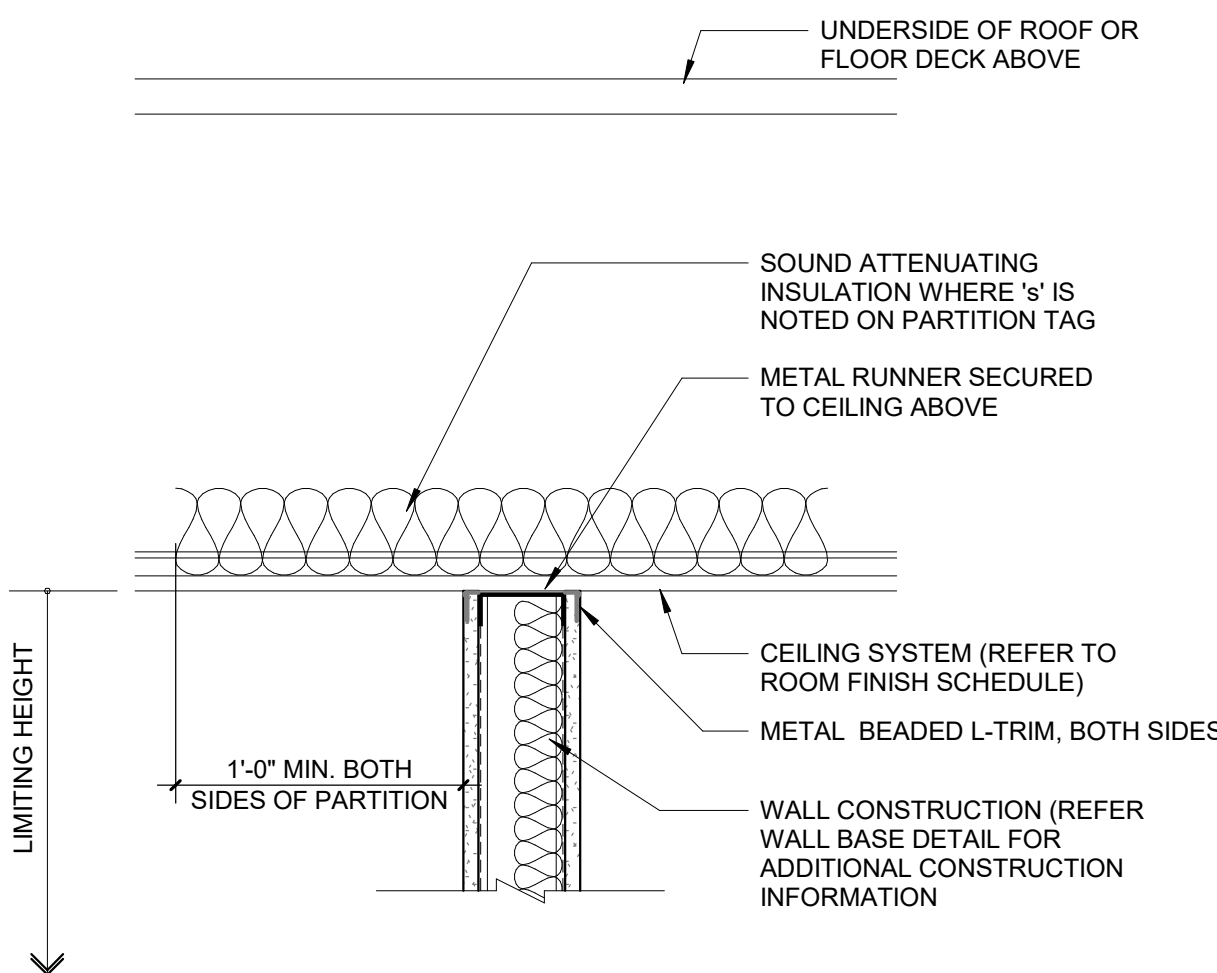
A- DOOR & FRAME SCHEDULE																	
NUMBER	ROOM NAME	DOOR SIZE		HOWE SET	DOOR				THRESHOLD TYPE	FRAME				FIRE RATING	DETAILS		REMARKS
		WIDTH	HEIGHT		TYPE	MATERIAL	FINISH	GLASS		TYPE	MATERIAL	FINISH	GLASS		HEAD	JAMB	
Level 1																	
124	OFFICE	3'-0"	6'-8"		FG	ALUM	PFN	GL-1		1	ALUM	PFN	GL-1	-	1/G002	2/G002	
140	OFFICE	3'-0"	6'-8"		FG	ALUM	PFN	GL-1		1	ALUM	PFN	GL-1	-	1/G002	2/G002	
142	OFFICE	3'-0"	7'-2"		FG	ALUM	PFN	GL-1		1	ALUM	PFN	GL-1	-	1/G002	2/G002	
143	OFFICE	3'-0"	7'-2"		FG	ALUM	PFN	GL-1		1	ALUM	PFN	GL-1	-	1/G002	2/G002	
144	OFFICE	3'-0"	7'-2"		FG	ALUM	PFN	GL-1		1	ALUM	PFN	GL-1	-	1/G002	2/G002	
145	OFFICE	3'-0"	7'-2"		FG	ALUM	PFN	GL-1		1	ALUM	PFN	GL-1	-	1/G002	2/G002	
146	OFFICE	3'-0"	7'-2"		FG	ALUM	PFN	GL-1		1	ALUM	PFN	GL-1	-	1/G002	2/G002	
147	OFFICE	3'-0"	7'-2"		FG	ALUM	PFN	GL-1		1	ALUM	PFN	GL-1	-	1/G002	2/G002	
148	OFFICE	3'-0"	7'-2"		FG	ALUM	PFN	GL-1		1	ALUM	PFN	GL-1	-	1/G002	2/G002	
149	OFFICE	3'-0"	7'-2"		FG	ALUM	PFN	GL-1		1	ALUM	PFN	GL-1	-	1/G002	2/G002	
150	OFFICE	3'-0"	7'-2"		FG	ALUM	PFN	GL-1		1	ALUM	PFN	GL-1	-	1/G002	2/G002	
151	OFFICE	3'-0"	7'-2"		FG	ALUM	PFN	GL-1		1	ALUM	PFN	GL-1	-	1/G002	2/G002	
152	OFFICE	3'-0"	7'-2"		FG	ALUM	PFN	GL-1		1	ALUM	PFN	GL-1	-	1/G002	2/G002	
153	OFFICE	3'-0"	7'-2"		FG	ALUM	PFN	GL-1		1	ALUM	PFN	GL-1	-	1/G002	2/G002	
154	OFFICE	3'-0"	7'-2"		FG	ALUM	PFN	GL-1		1	ALUM	PFN	GL-1	-	1/G002	2/G002	
155	OFFICE	3'-0"	7'-2"		FG	ALUM	PFN	GL-1		1	ALUM	PFN	GL-1	-	1/G002	2/G002	
158		3'-0"	7'-2"														

GLASS TYPES	
CODE	DESCRIPTION
GL-1	1/2" CLEAR TEMPERED MONOLITHIC GLASS

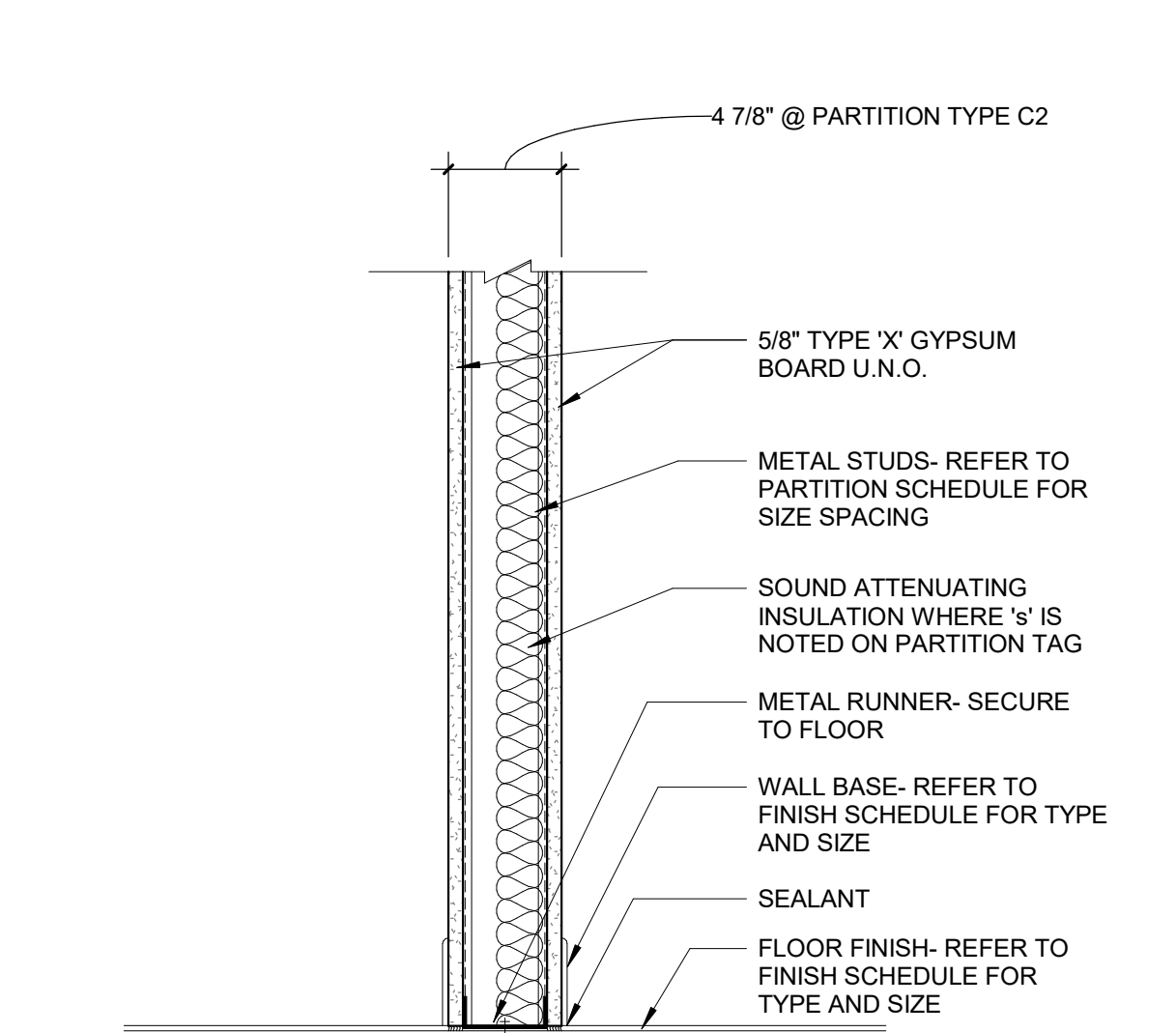
OPENING
WIDTH

X'-XX"

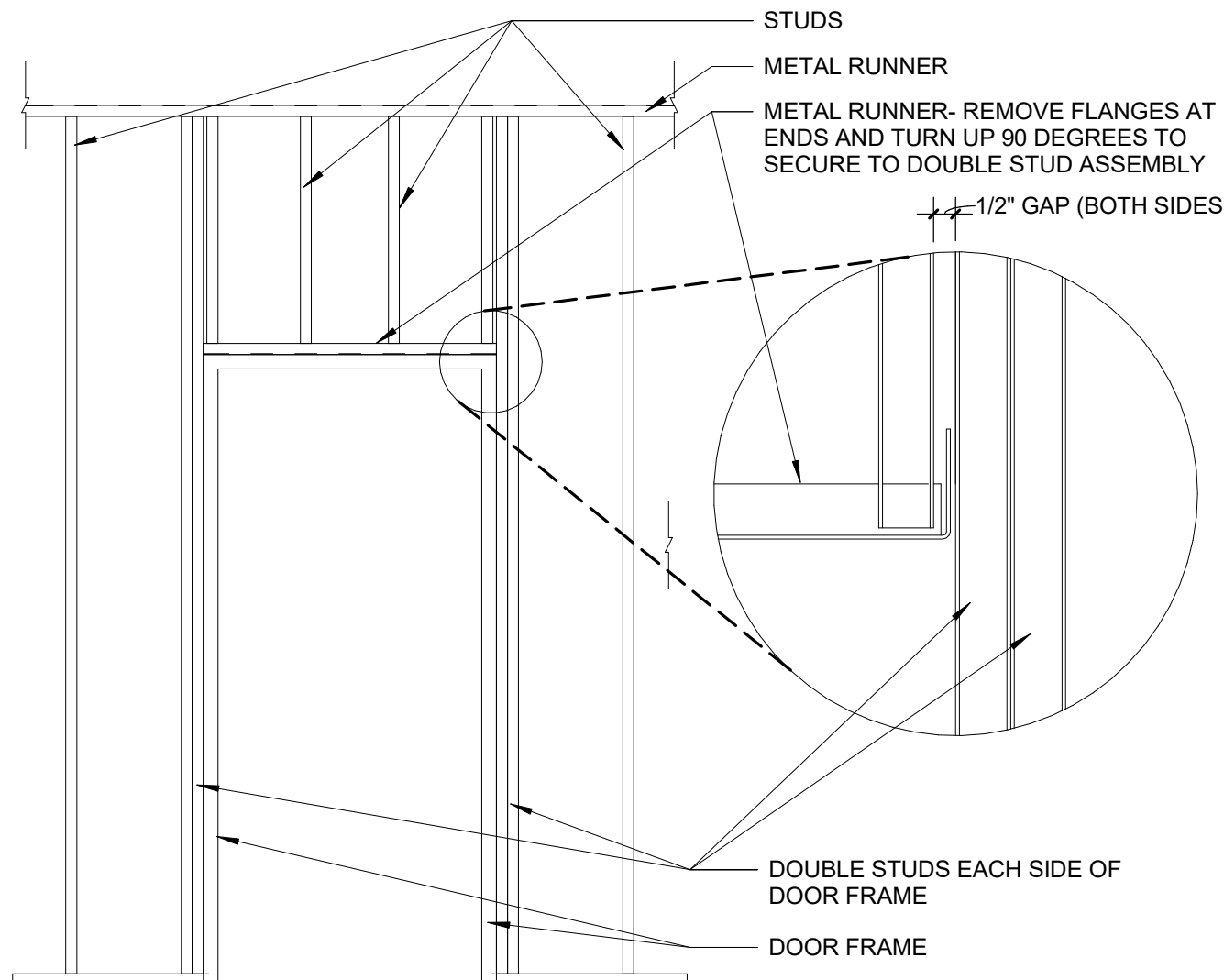
OPENING
WIDTH



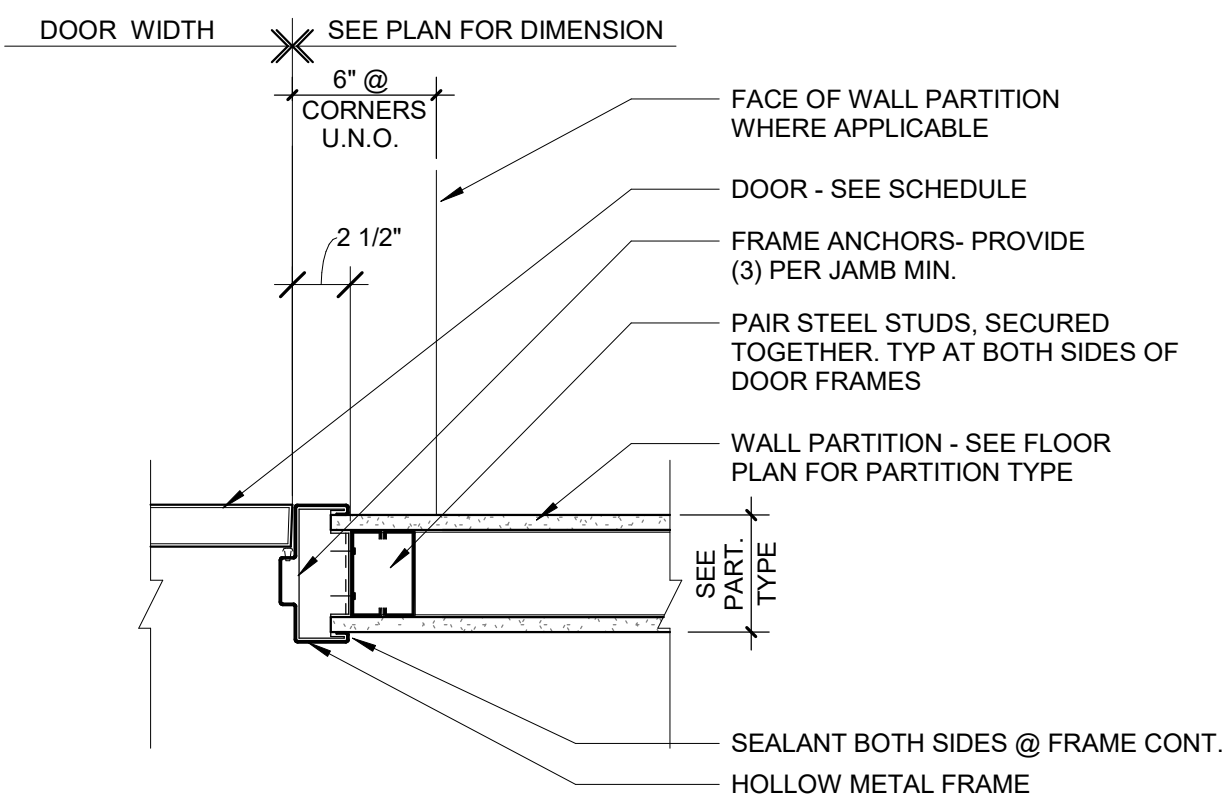
7
G002
Partition Type C Wall Head Detail (.X)
1 1/2" = 1'-0"



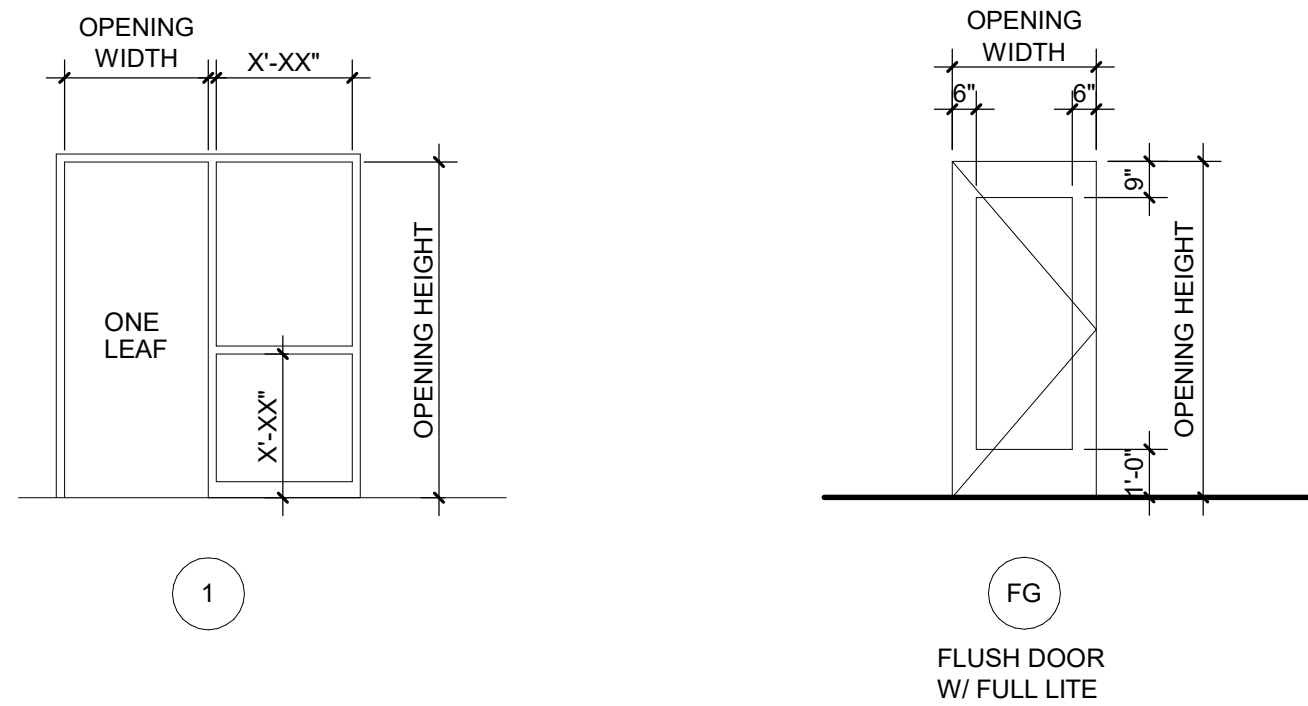
4
G002
Partition Type C Wall Base Detail
1 1/2" = 1'-0"



3
G002
Stud - Typical Stud Framing @ Openings
1/2" = 1'-0"

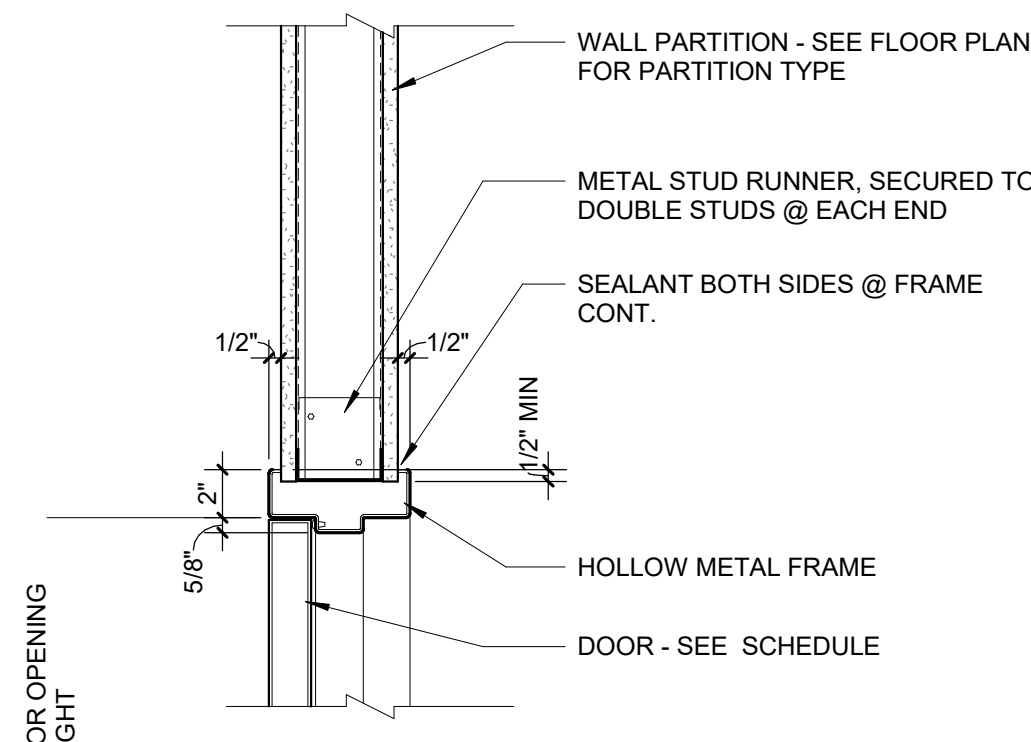


2
G002
JAMB AT TYP STUD PARTITION
1 1/2" = 1'-0"



6 | DOOR AND WINDOW FRAME TYPES

5 | DOOR TYPES



1
G002
HEAD AT TYP STUD PARTITION
1 1/2" = 1'-0"



STUCKY VITALE ARCHITECTS
27172 WOODWARD AVENUE
ROYAL OAK, MI 48067-0925
P. 248.546.6700
F. 248.546.8454
WWW.STUCKYVITALE.COM

STATEMENT OF INTELLECTUAL PROPERTY:
THE IDEAS, CONCEPTS, DRAWINGS AND THOUGHTS CONVEYED HEREIN ARE THE INTELLECTUAL PROPERTY OF STUCKY VITALE ARCHITECTS. THIS SET OF DRAWINGS, IN WHOLE OR IN PART, MAY NOT BE REPRODUCED, WITHOUT THE WRITTEN CONSENT OF STUCKY VITALE ARCHITECTS. THIS INFORMATION IS PROTECTED UNDER U.S. COPYRIGHT LAW, ALL RIGHTS RESERVED.
Consultants

Seal:

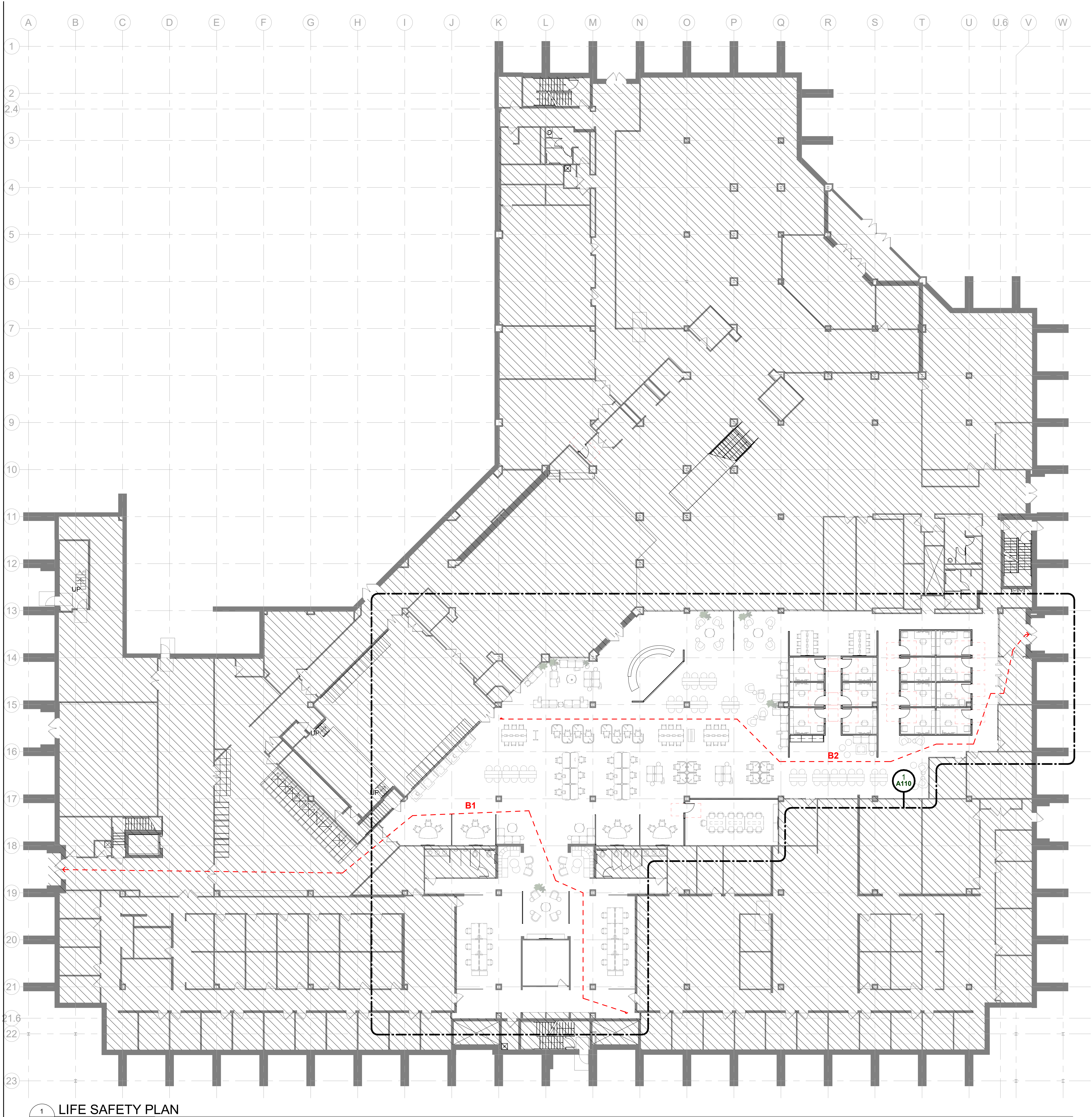
Project :
WSU- DETROIT- UGL
1ST FLOOR STUDENT
REFRESH
5155 GULLEN MALL
DETROIT, MI 48202

Key Plan:

Issued for

Drawn by :
CRB, JML
Checked by :
ARR
Sheet Title :
STANDARD MOUNTING
HEIGHTS, MATERIAL LEGEND,
PARTITION AND DOOR
SCHEDULES AND DETAILS
Project No. :
2023.111

Sheet No. :
G002



1
LS101/ 1/16" = 1'-0"

LIFE SAFETY PLAN

LIFE SAFETY LEGEND

- TRAVEL DISTANCE
- COMMON PATH OF TRAVEL
- LOCATION OF PORTABLE FIRE EXTINGUISHER
- EXIT SIGN
- STAIRS
- EGRESS CORRIDORS

Egress Travel Distances			
Egress Path	Travel Distance	Maximum Travel Distance	Over
B1	236' - 10"	300' - 0"	No
B2	200' - 0"	300' - 0"	No



STUCKY VITALE ARCHITECTS
27172 WOODWARD AVENUE
ROYAL OAK, MI 48067-0925
P. 248.546.6700
F. 248.546.8454
WWW.STUCKYVITALE.COM

STATEMENT OF INTELLECTUAL PROPERTY:
THE IDEAS, CONCEPTS, DRAWINGS AND THOUGHTS CONVEYED HEREIN ARE
THE INTELLECTUAL PROPERTY OF STUCKY VITALE ARCHITECTS. THIS SET OF
DRAWINGS, IN WHOLE OR IN PART, MAY NOT BE REPRODUCED, WITHOUT
THE WRITTEN CONSENT OF STUCKY VITALE ARCHITECTS. THIS INFORMATION
IS PROTECTED UNDER U.S. COPYRIGHT LAW. ALL RIGHTS RESERVED.

Consultants

Seal:

Project :

WSU- DETROIT- UGL
1ST FLOOR STUDENT
REFRESH

5155 GULLEN MALL
DETROIT, MI 48202

Key Plan:

Issued for

Drawn by :

JML

Checked by :

ARR

Sheet Title :

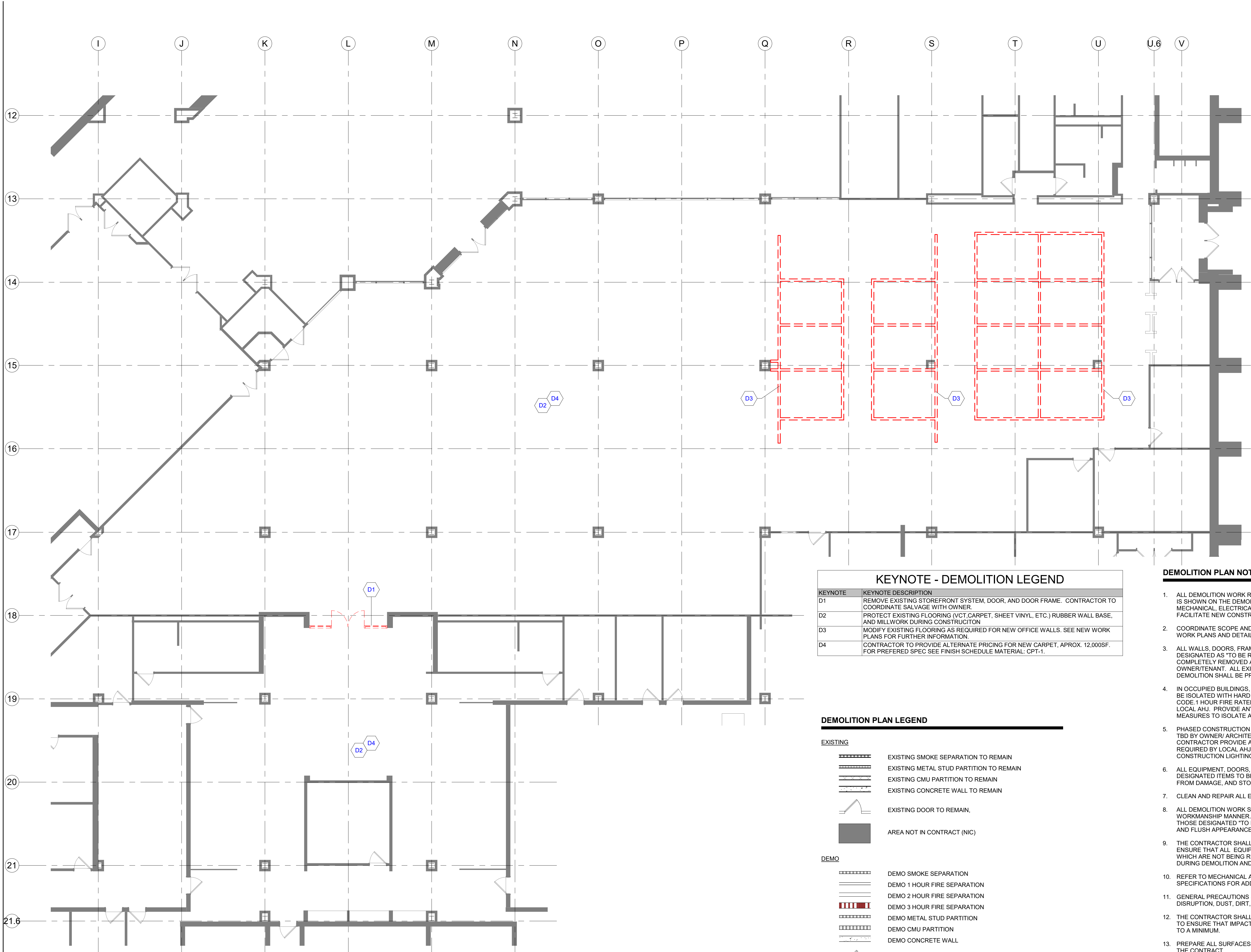
CODE INFORMATION AND
FLOOR LIFE SAFETY PLAN -
EGRESS PLANS

Project No. :

2023.111

Sheet No. :

LS101



KEYNOTE - DEMOLITION LEGEND	
KEYNOTE	KEYNOTE DESCRIPTION
D1	REMOVE EXISTING STOREFRONT SYSTEM, DOOR, AND DOOR FRAME. CONTRACTOR TO COORDINATE SALVAGE WITH OWNER.
D2	PROTECT EXISTING FLOORING (VCT, CARPET, SHEET VINYL, ETC.) RUBBER WALL BASE, AND MILLWORK DURING CONSTRUCTION
D3	MODIFY EXISTING FLOORING AS REQUIRED FOR NEW OFFICE WALLS. SEE NEW WORK PLANS FOR FURTHER INFORMATION.
D4	CONTRACTOR TO PROVIDE ALTERNATE PRICING FOR NEW CARPET, APROX. 12,000SF. FOR PREFERRED SPEC SEE FINISH SCHEDULE MATERIAL: CPT-1.

DEMOLITION PLAN LEGEND

EXISTING

- EXISTING SMOKE SEPARATION TO REMAIN
- EXISTING METAL STUD PARTITION TO REMAIN
- EXISTING CMU PARTITION TO REMAIN
- EXISTING CONCRETE WALL TO REMAIN
- EXISTING DOOR TO REMAIN,
- AREA NOT IN CONTRACT (NIC)

DEMO

- DEMO SMOKE SEPARATION
- DEMO 1 HOUR FIRE SEPARATION
- DEMO 2 HOUR FIRE SEPARATION
- DEMO 3 HOUR FIRE SEPARATION
- DEMO METAL STUD PARTITION
- DEMO CMU PARTITION
- DEMO CONCRETE WALL
- DEMO DOOR

DEMOLITION PLAN NOTES

- ALL DEMOLITION WORK REQUIRED IS NOT NECESSARILY LIMITED TO WHAT IS SHOWN ON THE DEMOLITION PLANS. THE INTENT IS TO REMOVE ALL MECHANICAL, ELECTRICAL, AND ARCHITECTURAL ITEMS AS REQUIRED TO FACILITATE NEW CONSTRUCTION.
- COORDINATE SCOPE AND EXTENT OF DEMOLITION WORK WITH NEW WORK PLANS AND DETAILS.
- ALL WALLS, DOORS, FRAMES, AND RELATED HARDWARE ASSEMBLIES DESIGNATED AS "TO BE REMOVED" (SHOWN AS DASHED LINES) SHALL BE COMPLETELY REMOVED AND DISPOSED OF AS DESIGNATED BY OWNER/TENANT. ALL EXISTING WALLS NOT DESIGNATED FOR DEMOLITION SHALL BE PROTECTED FROM DAMAGE AND REMAIN "AS-IS".
- IN OCCUPIED BUILDINGS, ANY CONSTRUCTION BEYOND 48 HOURS MUST BE ISOLATED WITH HARD BARRIER WALL (1 HR. RATED), PER BUILDING CODE. 1 HOUR FIRE RATED PLASTIC BARRIER MAY BE USED, VERIFY WITH LOCAL AHJ. PROVIDE ANY/ALL DUST CONTROL AND INFECTION CONTROL MEASURES TO ISOLATE ALL WORK TO PROJECT AREA.
- PHASED CONSTRUCTION MAY BE REQUIRED, FINAL NUMBER OF PHASES TBD BY OWNER/ ARCHITECT/ GC PRIOR TO CONSTRUCTION. CONTRACTOR PROVIDE ANY/ALL TEMP. CONSTRUCTION MEASURES AS REQUIRED BY LOCAL AHJ (EXIT SIGNS, EMERGENCY LIGHTING, CONSTRUCTION LIGHTING, EGRESS SIGNAGE, ETC.)
- ALL EQUIPMENT, DOORS, FRAMES, RELATED HARDWARE, AND DESIGNATED ITEMS TO BE SALVAGED SHALL BE REMOVED, PROTECTED FROM DAMAGE, AND STORED FOR REUSE.
- CLEAN AND REPAIR ALL EXISTING FLOOR FINISHES AS NECESSARY.
- ALL DEMOLITION WORK SHALL BE PERFORMED IN A NEAT AND WORKMANSHIP MANNER. ALL SURFACES ADJACENT TO AND ABUTTING TO THOSE DESIGNATED "TO BE REMOVED" SHALL BE LEFT WITH A SMOOTH AND FLUSH APPEARANCE.
- THE CONTRACTOR SHALL EXERCISE ALL REQUISITE CARE NECESSARY TO ENSURE THAT ALL EQUIPMENT, MATERIALS, FINISHES AND ASSEMBLIES WHICH ARE NOT BEING REMOVED ARE PROTECTED FROM DAMAGE DURING DEMOLITION AND SUBSEQUENT CONSTRUCTION OPERATIONS.
- REFER TO MECHANICAL AND ELECTRICAL DEMOLITION DRAWINGS AND SPECIFICATIONS FOR ADDITIONAL DEMOLITION INFORMATION.
- GENERAL PRECAUTIONS SHALL BE TAKEN AS NECESSARY TO HOLD ALL DISRUPTION, DUST, DIRT, NOISE, AND DEBRIS TO A MINIMUM.
- THE CONTRACTOR SHALL COORDINATE DEMOLITION WORK WITH OWNER TO ENSURE THAT IMPACTS ON THE BALANCE OF THE BUILDING ARE HELD TO A MINIMUM.
- PREPARE ALL SURFACES TO RECEIVE THE NEW WORK AND FINISHES OF THE CONTRACT.
- THE CONTRACTOR SHALL DESIGN, PROVIDE, INSTALL AND MAINTAIN ANY AND ALL TEMPORARY BRACING AS REQUIRED TO ENSURE THE STABILITY OF THE BUILDING ASSEMBLY AND/OR ANY SYSTEMS AND/OR SUB-ASSEMBLIES AND/OR SYSTEMS APPURTENANT THERETO UNTIL SAID ASSEMBLY AND/OR SUB-ASSEMBLIES ARE COMPLETE, SELF-SUPPORTING AND/OR STABLE.



STUCKY VITALE ARCHITECTS
27172 WOODWARD AVENUE
ROYAL OAK, MI 48067-0925
P. 248.546.6700
F. 248.546.8454
WWW.STUCKYVITALE.COM

STATEMENT OF INTELLECTUAL PROPERTY:
THE IDEAS, CONCEPTS, DRAWINGS AND THOUGHTS CONVEYED HEREIN ARE THE INTELLECTUAL PROPERTY OF STUCKY VITALE ARCHITECTS. THIS SET OF DRAWINGS, IN WHOLE OR IN PART, MAY NOT BE REPRODUCED, WITHOUT THE WRITTEN CONSENT OF STUCKY VITALE ARCHITECTS. THIS INFORMATION IS PROTECTED UNDER U.S. COPYRIGHT LAW, ALL RIGHTS RESERVED.
Consultants

Seal:

Project :
WSU- DETROIT- UGL
1ST FLOOR STUDENT
REFRESH
5155 GULLEN MALL
DETROIT, MI 48202

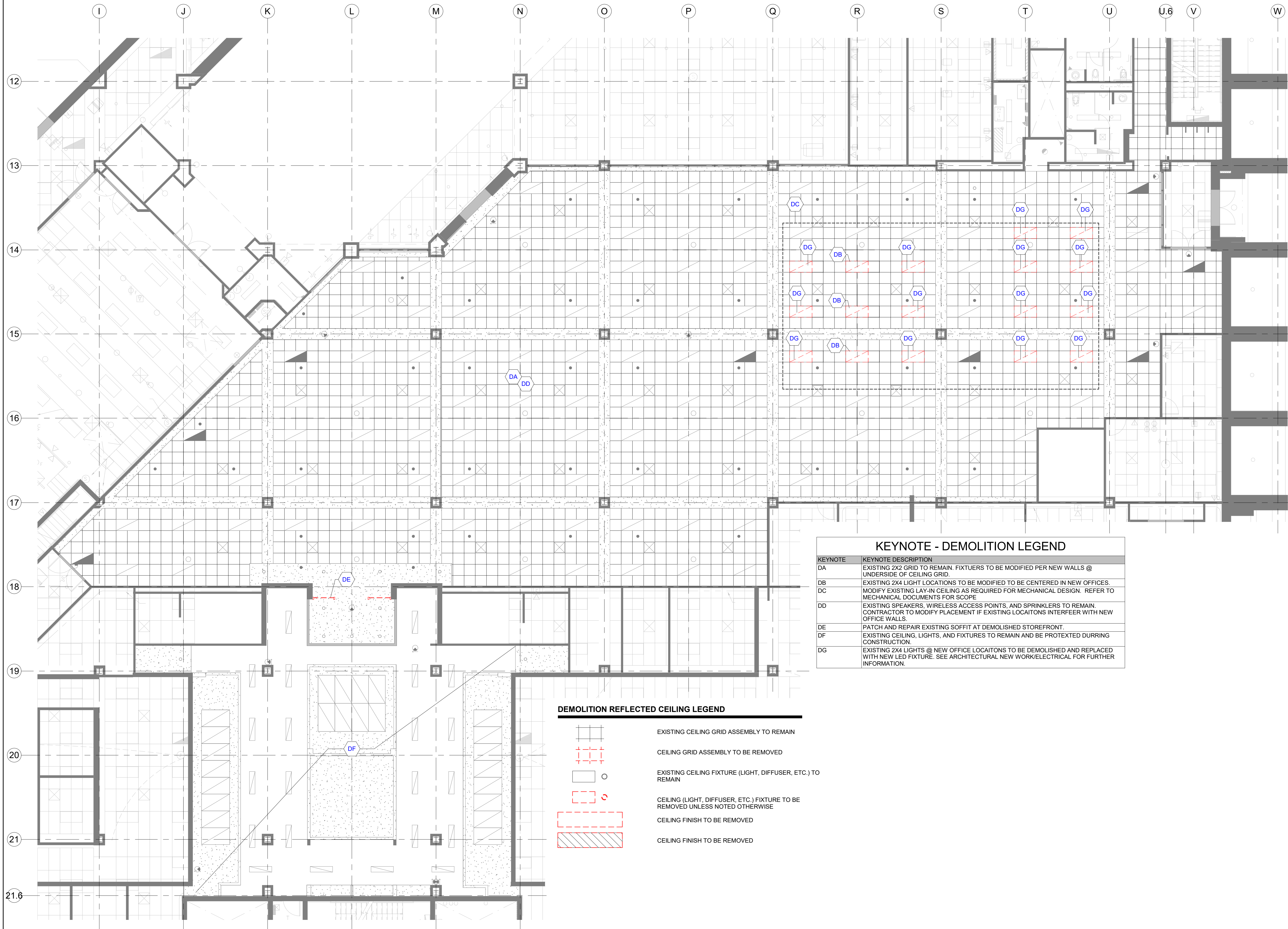
Key Plan:

Issued for

Drawn by :
JML,CRB
Checked by :
ARR
Sheet Title :
ARCHITECTURAL DEMOLITION
PLANS

Project No. :
2023.111

Sheet No. :
AD100



KEYNOTE	KEYNOTE DESCRIPTION
DA	EXISTING 2X2 GRID TO REMAIN. FIXTURES TO BE MODIFIED PER NEW WALLS @ UNDERSIDE OF CEILING GRID.
DB	EXISTING 2X4 LIGHT LOCATIONS TO BE MODIFIED TO BE CENTERED IN NEW OFFICES.
DC	MODIFY EXISTING LAY-IN CEILING AS REQUIRED FOR MECHANICAL DESIGN. REFER TO MECHANICAL DOCUMENTS FOR SCOPE
DD	EXISTING SPEAKERS, WIRELESS ACCESS POINTS, AND SPRINKLERS TO REMAIN. CONTRACTOR TO MODIFY PLACEMENT IF EXISTING LOCATIONS INTERFERE WITH NEW OFFICE WALLS.
DE	PATCH AND REPAIR EXISTING SOFFIT AT DEMOLISHED STOREFRONT.
DF	EXISTING CEILING, LIGHTS, AND FIXTURES TO REMAIN AND BE PROTECTED DURING CONSTRUCTION.
DG	EXISTING 2X4 LIGHTS @ NEW OFFICE LOCATIONS TO BE DEMOLISHED AND REPLACED WITH NEW LED FIXTURE. SEE ARCHITECTURAL NEW WORK/ELECTRICAL FOR FURTHER INFORMATION.

DEMOLITION REFLECTED CEILING LEGEND	
	EXISTING CEILING GRID ASSEMBLY TO REMAIN
	CEILING GRID ASSEMBLY TO BE REMOVED
	EXISTING CEILING FIXTURE (LIGHT, DIFFUSER, ETC.) TO REMAIN
	CEILING (LIGHT, DIFFUSER, ETC.) FIXTURE TO BE REMOVED UNLESS NOTED OTHERWISE
	CEILING FINISH TO BE REMOVED
	CEILING FINISH TO BE REMOVED



STUCKY VITALE ARCHITECTS
27172 WOODWARD AVENUE
ROYAL OAK, MI 48067-0925
P. 248.546.6700
F. 248.546.8454
WWW.STUCKYVITALE.COM

STATEMENT OF INTELLECTUAL PROPERTY:
THE IDEAS, CONCEPTS, DRAWINGS AND THOUGHTS CONVEYED HEREIN ARE THE INTELLECTUAL PROPERTY OF STUCKY VITALE ARCHITECTS. THIS SET OF DRAWINGS, IN WHOLE OR IN PART, MAY NOT BE REPRODUCED, WITHOUT THE WRITTEN CONSENT OF STUCKY VITALE ARCHITECTS. THIS INFORMATION IS PROTECTED UNDER U.S. COPYRIGHT LAW. ALL RIGHTS RESERVED.

Consultants

Seal:

Project :
WSU- DETROIT- UGL
1ST FLOOR STUDENT
REFRESH
5155 GULLEN MALL
DETROIT, MI 48202

Key Plan:

Issued for

Drawn by :
CRB, JML
Checked by :
ARR
Sheet Title :
ARCHITECTURAL DEMOLITION
REFLECTED CEILING PLAN

Project No. :
2023.111

Sheet No. :
AD200



STUCKY VITALE ARCHITECTS
27172 WOODWARD AVENUE
ROYAL OAK, MI 48067-0925
P. 248.546.6700
F. 248.546.8454
WWW.STUCKYVITALE.COM

STATEMENT OF INTELLECTUAL PROPERTY:
THE IDEAS, CONCEPTS, DRAWINGS AND THOUGHTS CONVEYED HEREIN ARE
THE INTELLECTUAL PROPERTY OF STUCKY VITALE ARCHITECTS. THIS SET OF
DRAWINGS, IN WHOLE OR IN PART, MAY NOT BE REPRODUCED, WITHOUT
THE WRITTEN CONSENT OF STUCKY VITALE ARCHITECTS. THIS INFORMATION
IS PROTECTED UNDER U.S. COPYRIGHT LAW, ALL RIGHTS RESERVED.

Consultants

Seal:

Project :
WSU- DETROIT- UGL
1ST FLOOR STUDENT
REFRESH
5155 GULLEN MALL
DETROIT, MI 48202

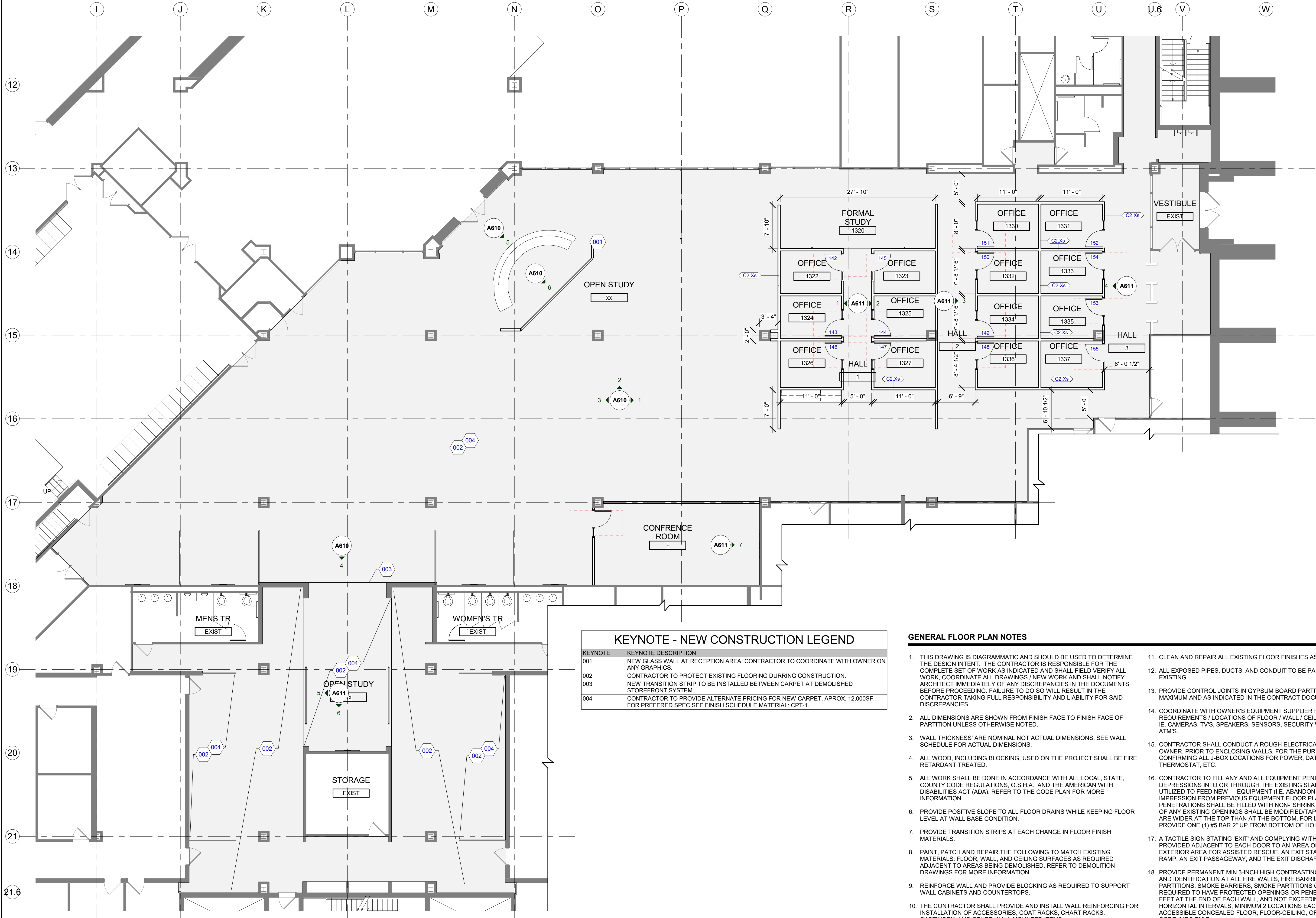
Key Plan:

Issued for

Drawn by :
JML
Checked by :
ARR
Sheet Title :
FIRST LEVEL CONSTRUCTION
PLAN

Project No. :
2023.111

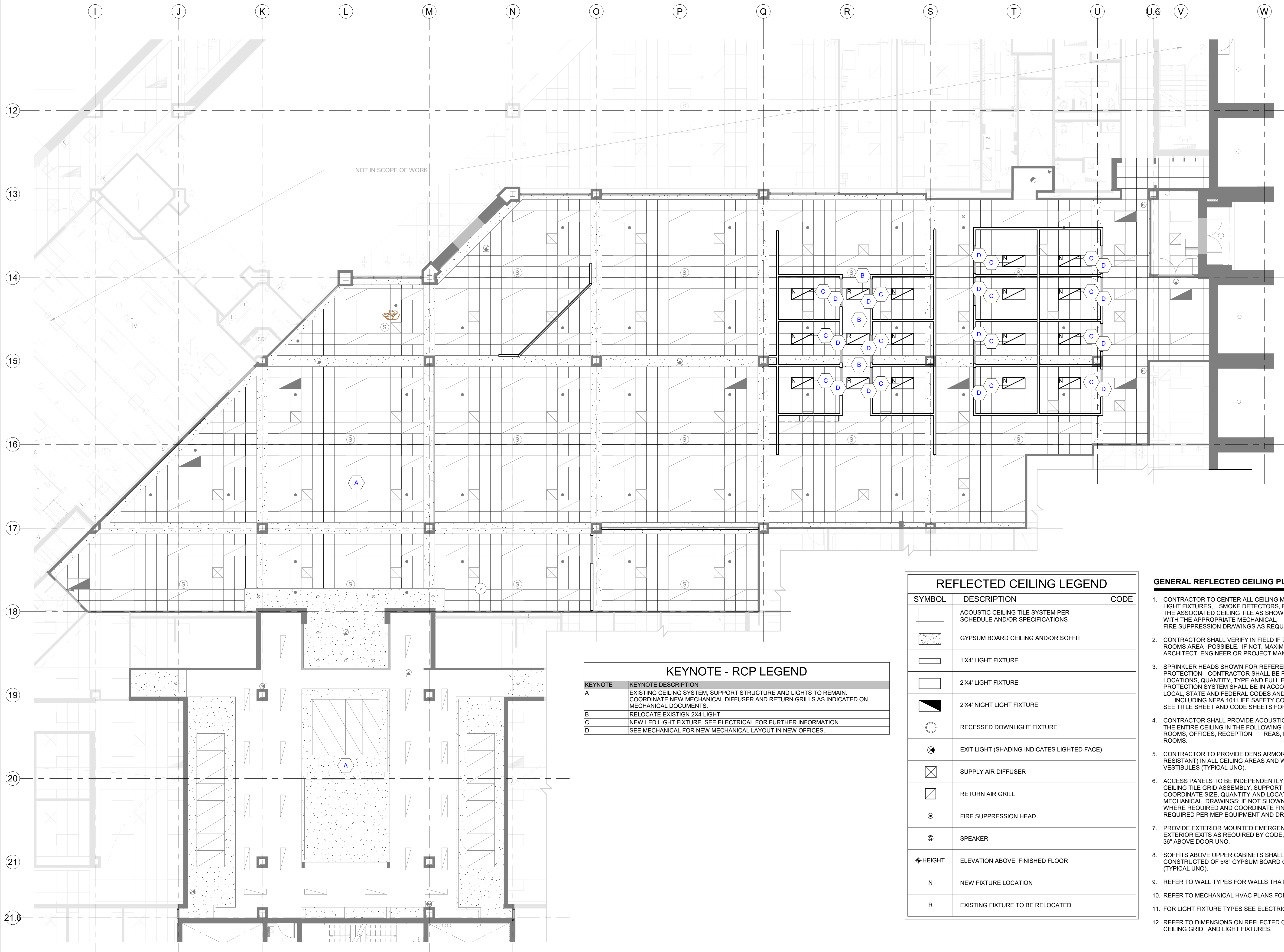
Sheet No. :
A110



KEYNOTE	KEYNOTE DESCRIPTION
001	NEW GLASS WALL AT RECEPTION AREA. CONTRACTOR TO COORDINATE WITH OWNER ON ANY GRAPHICS.
002	CONTRACTOR TO PROTECT EXISTING FLOORING DURING CONSTRUCTION.
003	NEW TRANSITION STRIP TO BE INSTALLED BETWEEN CARPET AT DEMOLISHED STOREFRONT SYSTEM.
004	CONTRACTOR TO PROVIDE ALTERNATE PRICING FOR NEW CARPET, APPROX. 12,000SF. FOR PREFERRED SPEC SEE FINISH SCHEDULE MATERIAL: CPT-1.

GENERAL FLOOR PLAN NOTES

- THIS DRAWING IS DIAGRAMMATIC AND SHOULD BE USED TO DETERMINE THE DESIGN INTENT. THE CONTRACTOR IS RESPONSIBLE FOR THE COMPLETE SET OF WORK AS INDICATED AND SHALL FIELD VERIFY ALL WORK. COORDINATE ALL DRAWINGS / NEW WORK AND SHALL NOTIFY ARCHITECT IMMEDIATELY OF ANY DISCREPANCIES IN THE DOCUMENTS BEFORE PROCEEDING. FAILURE TO DO SO WILL RESULT IN THE CONTRACTOR TAKING FULL RESPONSIBILITY AND LIABILITY FOR SAID DISCREPANCIES.
- ALL DIMENSIONS ARE SHOWN FROM FINISH FACE TO FINISH FACE OF PARTITION UNLESS OTHERWISE NOTED.
- WALL THICKNESS' ARE NOMINAL NOT ACTUAL DIMENSIONS. SEE WALL SCHEDULE FOR ACTUAL DIMENSIONS.
- ALL WOOD, INCLUDING BLOCKING, USED ON THE PROJECT SHALL BE FIRE RETARDANT TREATED.
- ALL WORK SHALL BE DONE IN ACCORDANCE WITH ALL LOCAL, STATE, COUNTY CODE REGULATIONS, O.S.H.A., AND THE AMERICAN WITH DISABILITIES ACT (ADA). REFER TO THE CODE PLAN FOR MORE INFORMATION.
- PROVIDE POSITIVE SLOPE TO ALL FLOOR DRAINS WHILE KEEPING FLOOR LEVEL AT WALL BASE CONDITION.
- PROVIDE TRANSITION STRIPS AT EACH CHANGE IN FLOOR FINISH MATERIALS.
- PAINT, PATCH AND REPAIR THE FOLLOWING TO MATCH EXISTING MATERIALS: FLOOR, WALL, AND CEILING SURFACES AS REQUIRED ADJACENT TO AREAS BEING DEMOLISHED. REFER TO DEMOLITION DRAWINGS FOR MORE INFORMATION.
- REINFORCE WALL AND PROVIDE BLOCKING AS REQUIRED TO SUPPORT WALL CABINETS AND COUNTERTOPS.
- THE CONTRACTOR SHALL PROVIDE AND INSTALL WALL REINFORCING FOR INSTALLATION OF ACCESSORIES, COAT RACKS, CHART RACKS, CASEWORK, AND OTHER WALL MOUNTED ITEMS.
- CLEAN AND REPAIR ALL EXISTING FLOOR FINISHES AS NECESSARY.
- ALL EXPOSED PIPES, DUCTS, AND CONDUIT TO BE PAINTED TO MATCH EXISTING.
- PROVIDE CONTROL JOINTS IN GYPSUM BOARD PARTITIONS AT 30'-0" O.C. MAXIMUM AND AS INDICATED IN THE CONTRACT DOCUMENTS.
- COORDINATE WITH OWNER'S EQUIPMENT SUPPLIER FOR INSTALLATION REQUIREMENTS / LOCATIONS OF FLOOR / WALL / CEILING MOUNTED ITEMS; IE. CAMERAS, TV'S, SPEAKERS, SENSORS, SECURITY WIRING, VAULTS, ATM'S.
- CONTRACTOR SHALL CONDUCT A ROUGH ELECTRICAL INSPECTION WITH OWNER, PRIOR TO ENCLOSING WALLS, FOR THE PURPOSE OF CONFIRMING ALL J-BOX LOCATIONS FOR POWER, DATA, VOICE, SWITCH, THERMOSTAT, ETC.
- CONTRACTOR TO FILL ANY AND ALL EQUIPMENT PENETRATIONS OR DEPRESSIONS INTO OR THROUGH THE EXISTING SLAB THAT WILL NOT BE UTILIZED TO FEED NEW EQUIPMENT (I.E. ABANDONED FLOOR CORES, IMPRESSION FROM PREVIOUS EQUIPMENT FLOOR PLATE REMOVAL). PENETRATIONS SHALL BE FILLED WITH NON-SHRINK GROUT. THE SIDES OF ANY EXISTING OPENINGS SHALL BE MODIFIED/TAPERED SO THAT THEY ARE WIDER AT THE TOP THAN AT THE BOTTOM. FOR LARGE OPENINGS, PROVIDE ONE (1) #5 BAR 2" UP FROM BOTTOM OF HOLE.
- A TACTILE SIGN STATING 'EXIT' AND COMPLYING WITH ICC-A117.1 SHALL BE PROVIDED ADJACENT TO EACH DOOR TO AN 'AREA OF REFUGE'; AN EXTERIOR AREA FOR ASSISTED RESCUE, AN EXIT STAIRWAY, AN EXIT RAMP, AN EXIT PASSAGEWAY, AND THE EXIT DISCHARGE.
- PROVIDE PERMANENT MIN 3-INCH HIGH CONTRASTING COLOR MARKING AND IDENTIFICATION AT ALL FIRE WALLS, FIRE BARRIERS, FIRE PARTITIONS, SMOKE BARRIERS, SMOKE PARTITIONS OR ANY OTHER WALL REQUIRED TO HAVE PROTECTED OPENINGS OR PENETRATIONS WITHIN 15 FEET AT THE END OF EACH WALL, AND NOT EXCEEDING 30 FEET MAXIMUM HORIZONTAL INTERVALS, MINIMUM 2 LOCATIONS EACH WALL. TYPICAL FOR ACCESSIBLE CONCEALED FLOOR, FLOOR-CEILING, OR ATTIC SPACES PER CODE (MBC 703.7)



KEYNOTE - RCP LEGEND	
KEYNOTE	KEYNOTE DESCRIPTION
A	EXISTING CEILING SYSTEM, SUPPORT STRUCTURE AND LIGHTS TO REMAIN. COORDINATE NEW MECHANICAL DIFFUSER AND RETURN GRILLS AS INDICATED ON MECHANICAL DOCUMENTS.
B	RELOCATE EXISTING 2'X4' LIGHT.
C	NEW LED LIGHT FIXTURE. SEE ELECTRICAL FOR FURTHER INFORMATION.
D	SEE MECHANICAL FOR NEW MECHANICAL LAYOUT IN NEW OFFICES.

REFLECTED CEILING LEGEND		
SYMBOL	DESCRIPTION	CODE
	ACOUSTIC CEILING TILE SYSTEM PER SCHEDULE AND/OR SPECIFICATIONS	
	GYPSUM BOARD CEILING AND/OR SOFFIT	
	1'X4' LIGHT FIXTURE	
	2'X4' LIGHT FIXTURE	
	2'X4' NIGHT LIGHT FIXTURE	
	RECESSED DOWNLIGHT FIXTURE	
	EXIT LIGHT (SHADING INDICATES LIGHTED FACE)	
	SUPPLY AIR DIFFUSER	
	RETURN AIR GRILL	
	FIRE SUPPRESSION HEAD	
	SPEAKER	
	HEIGHT	ELEVATION ABOVE FINISHED FLOOR
N	NEW FIXTURE LOCATION	
R	EXISTING FIXTURE TO BE RELOCATED	

GENERAL REFLECTED CEILING PLAN NOTES

- CONTRACTOR TO CENTER ALL CEILING MOUNTED ITEMS (i.e., RECESSED LIGHT FIXTURES, SMOKE DETECTORS, FIRE SUPPRESSION HEADS) WITHIN THE ASSOCIATED CEILING TILE AS SHOWN. COORDINATE FINAL LOCATION WITH THE APPROPRIATE MECHANICAL, ELECTRICAL, FIRE ALARM, AND FIRE SUPPRESSION DRAWINGS AS REQUIRED.
- CONTRACTOR SHALL VERIFY IN FIELD IF DESIGNATED CEILING HEIGHTS IN ROOMS AREA POSSIBLE. IF NOT, MAXIMIZE CEILING HEIGHTS AND NOTIFY ARCHITECT, ENGINEER OR PROJECT MANAGER OF ANY DISCREPANCY.
- SPRINKLER HEADS SHOWN FOR REFERENCE ONLY, DESIGN-BUILD FIRE PROTECTION. CONTRACTOR SHALL BE RESPONSIBLE FOR FINAL LOCATIONS, QUANTITY, TYPE AND FULL FIRE PROTECTION DESIGN. FIRE PROTECTION SYSTEM SHALL BE IN ACCORDANCE WITH ALL APPLICABLE LOCAL, STATE AND FEDERAL CODES AND BUILDING STANDARDS INCLUDING NFPA 101 LIFE SAFETY CODE (SPECIFICALLY CHAPTER 20). SEE TITLE SHEET AND CODE SHEETS FOR ADDITIONAL INFORMATION.
- CONTRACTOR SHALL PROVIDE ACOUSTIC SOUND BATT INSULATION ABOVE THE ENTIRE CEILING IN THE FOLLOWING ROOMS (TYPICAL UNO): TOILET ROOMS, OFFICES, RECEPTION REAS, EXAM ROOMS AND CONFERENCE ROOMS.
- CONTRACTOR TO PROVIDE DENS ARMOR PLUS WALL BOARD (MOISTURE RESISTANT) IN ALL CEILING AREAS AND WALLS OF TOILET ROOMS AND VESTIBULES (TYPICAL UNO).
- ACCESS PANELS TO BE INDEPENDENTLY MOUNTED, DO NOT SUPPORT ON CEILING TILE GRID ASSEMBLY, SUPPORT FROM STRUCTURE ABOVE ONLY. COORDINATE SIZE, QUANTITY AND LOCATIONS WITH ARCHITECTURAL AND MECHANICAL DRAWINGS; IF NOT SHOWN, CONTRACTOR TO PROVIDE WHERE REQUIRED AND COORDINATE FINAL LOCATIONS IN FIELD WHERE REQUIRED PER MEP EQUIPMENT AND DRAWINGS.
- PROVIDE EXTERIOR MOUNTED EMERGENCY EGRESS LIGHT AT ALL EXTERIOR EXITS AS REQUIRED BY CODE, BATTERY BACK-UP AND MOUNTED 36" ABOVE DOOR UNO.
- SOFFITS ABOVE UPPER CABINETS SHALL BE 16" DEEP AND SHALL BE CONSTRUCTED OF 5/8" GYPSUM BOARD ON 3/8" METAL FRAMING AT 16" OC (TYPICAL UNO).
- REFER TO WALL TYPES FOR WALLS THAT PENETRATE CEILINGS.
- REFER TO MECHANICAL HVAC PLANS FOR DIFFUSER / GRILLE SIZES.
- FOR LIGHT FIXTURE TYPES SEE ELECTRICAL LIGHTING PLANS.
- REFER TO DIMENSIONS ON REFLECTED CEILING PLAN TO LOCATE / LAYOUT CEILING GRID AND LIGHT FIXTURES.



STUCKY VITALE ARCHITECTS
27172 WOODWARD AVENUE
ROYAL OAK, MI 48067-0925
P. 248.546.6700
F. 248.546.8454
WWW.STUCKYVITALE.COM

STATEMENT OF INTELLECTUAL PROPERTY:
THE IDEAS, CONCEPTS, DRAWINGS AND THOUGHTS CONVEYED HEREIN ARE THE INTELLECTUAL PROPERTY OF STUCKY VITALE ARCHITECTS. THIS SET OF DRAWINGS, IN WHOLE OR IN PART, MAY NOT BE REPRODUCED, WITHOUT THE WRITTEN CONSENT OF STUCKY VITALE ARCHITECTS. THIS INFORMATION IS PROTECTED UNDER U.S. COPYRIGHT LAW, ALL RIGHTS RESERVED.
Consultants

Seal:

Project :
WSU- DETROIT- UGL
1ST FLOOR STUDENT
REFRESH

5155 GULLEN MALL
DETROIT, MI 48202

Key Plan:

Issued for


Drawn by :
CRB,JML

Checked by :
ARR


Sheet Title :
FIRST LEVEL REFLECTED
CEILING PLAN

Project No. :
2023.111

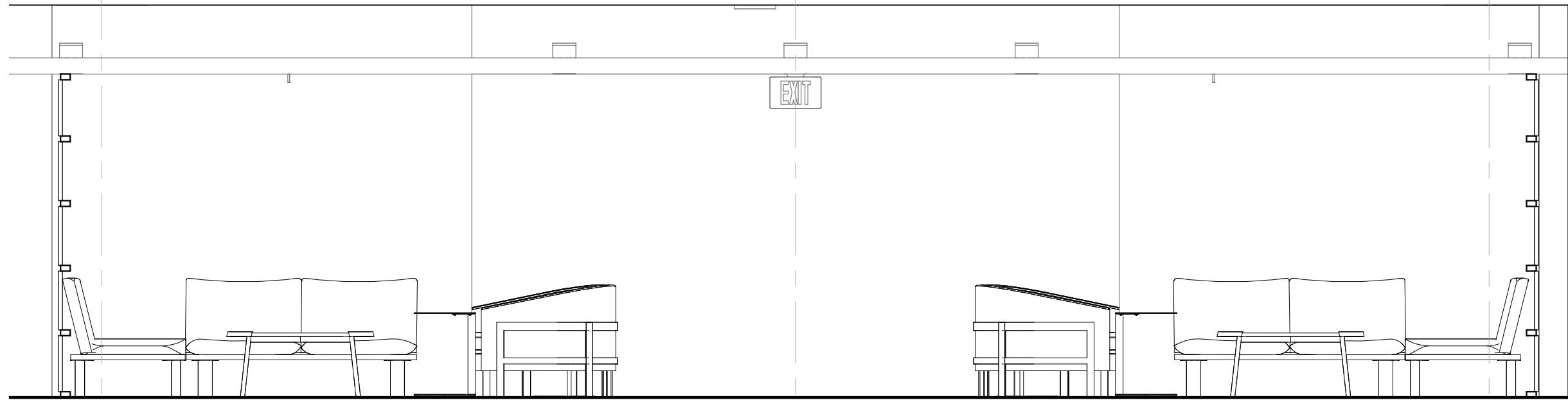
Sheet No. :
A210



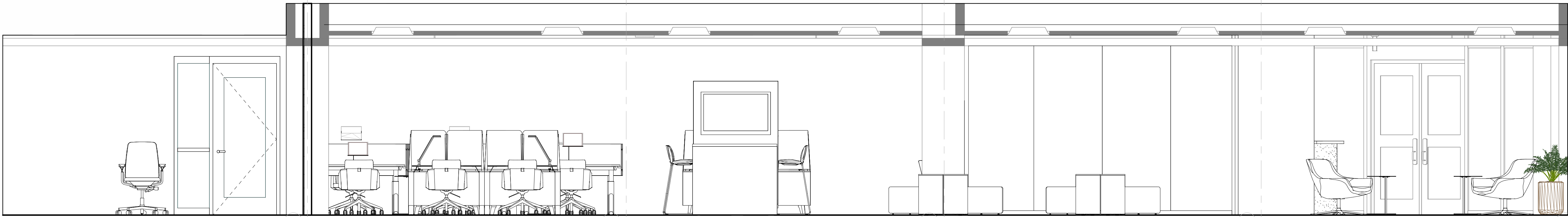
6
A610
RECEPTION GLASS WALL
3/8" = 1'-0"



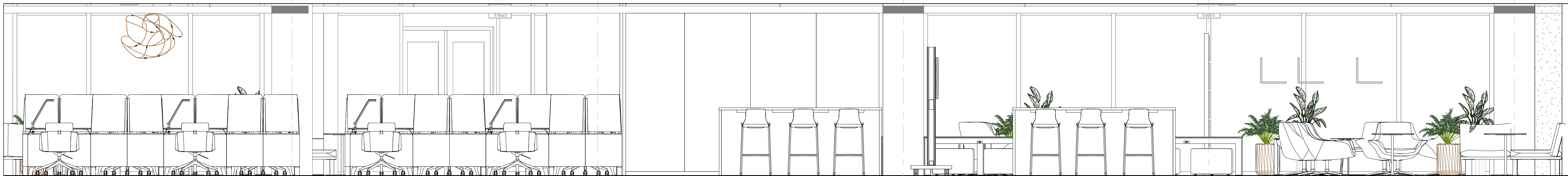
5
A610
RECEPTION DESK
3/8" = 1'-0"



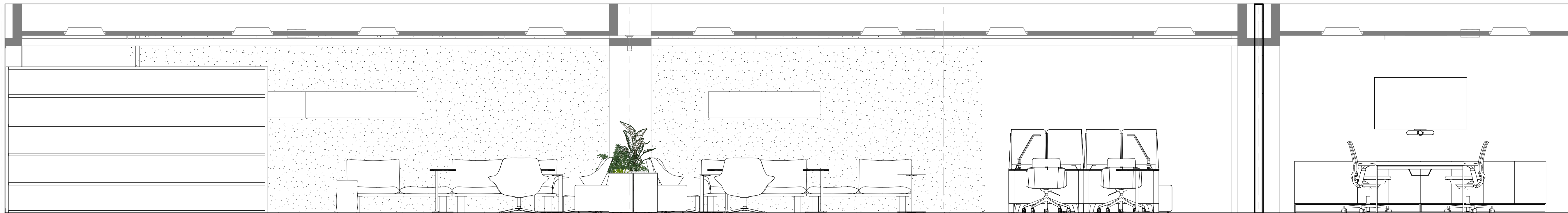
4
A610
OPEN STUDY SOUTH
3/8" = 1'-0"



3
A610
OPEN STUDY WEST
3/8" = 1'-0"



13
2
A610
OPEN STUDY NORTH
3/8" = 1'-0"



1
A610
OPEN STUDY EAST
3/8" = 1'-0"



STUCKY VITALE ARCHITECTS
27172 WOODWARD AVENUE
ROYAL OAK, MI 48067-0925
P. 248.546.6700
F. 248.546.8454
WWW.STUCKYVITALE.COM

STATEMENT OF INTELLECTUAL PROPERTY:
THE IDEAS, CONCEPTS, DRAWINGS AND THOUGHTS CONVEYED HEREIN ARE
THE INTELLECTUAL PROPERTY OF STUCKY VITALE ARCHITECTS. THIS SET OF
DRAWINGS, IN WHOLE OR IN PART, MAY NOT BE REPRODUCED, WITHOUT
THE WRITTEN CONSENT OF STUCKY VITALE ARCHITECTS. THIS INFORMATION
IS PROTECTED UNDER U.S. COPYRIGHT LAW. ALL RIGHTS RESERVED.

Consultants

Seal:

Project :
WSU- DETROIT- UGL
1ST FLOOR STUDENT
REFRESH
5155 GULLEN MALL
DETROIT, MI 48202

Key Plan:

Issued for

Drawn by :
Author
Checked by :
Checker
Sheet Title :
INTERIOR ELEVATIONS

Project No. :
2023.111

Sheet No. :
A610

DO NOT SCALE DRAWINGS
© 2022 Stucky Vitale Architects



STUCKY VITALE ARCHITECTS
27172 WOODWARD AVENUE
ROYAL OAK, MI 48067-0925
P. 248.546.6700
F. 248.546.8454
WWW.STUCKYVITALE.COM

STATEMENT OF INTELLECTUAL PROPERTY:
THE IDEAS, CONCEPTS, DRAWINGS AND THOUGHTS CONVEYED HEREIN ARE
THE INTELLECTUAL PROPERTY OF STUCKY VITALE ARCHITECTS. THIS SET OF
DRAWINGS, IN WHOLE OR IN PART, MAY NOT BE REPRODUCED, WITHOUT
THE WRITTEN CONSENT OF STUCKY VITALE ARCHITECTS. THIS INFORMATION
IS PROTECTED UNDER U.S. COPYRIGHT LAW. ALL RIGHTS RESERVED

Consultants

Seal:

Project :
WSU- DETROIT- UGL
1ST FLOOR STUDENT
REFRESH
5155 GULLEN MALL
DETROIT, MI 48202

Key Plan:

Issued for

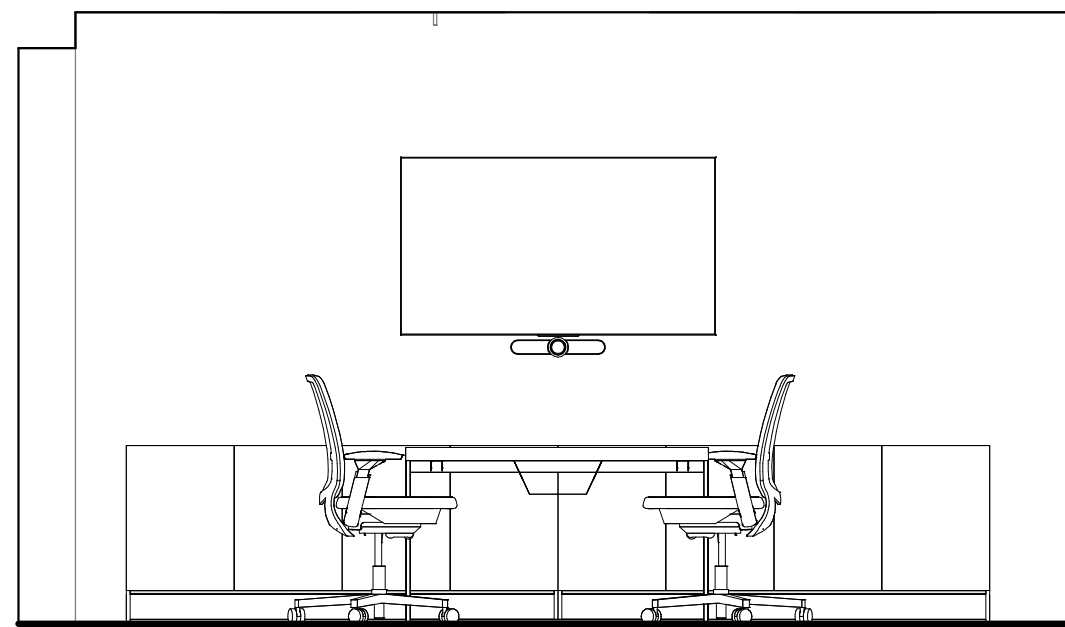
Drawn by :
Author
Checked by :
Checker
Sheet Title :
INTERIOR ELEVATIONS

Project No. :
2023.111

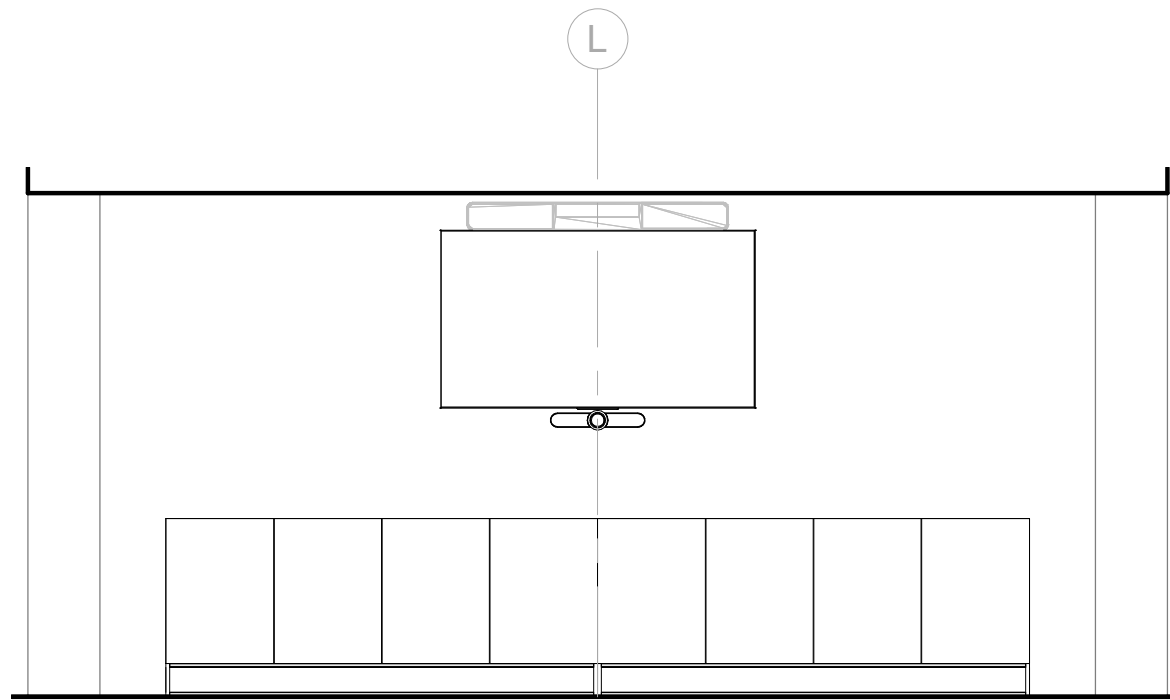
Sheet No. :

A611

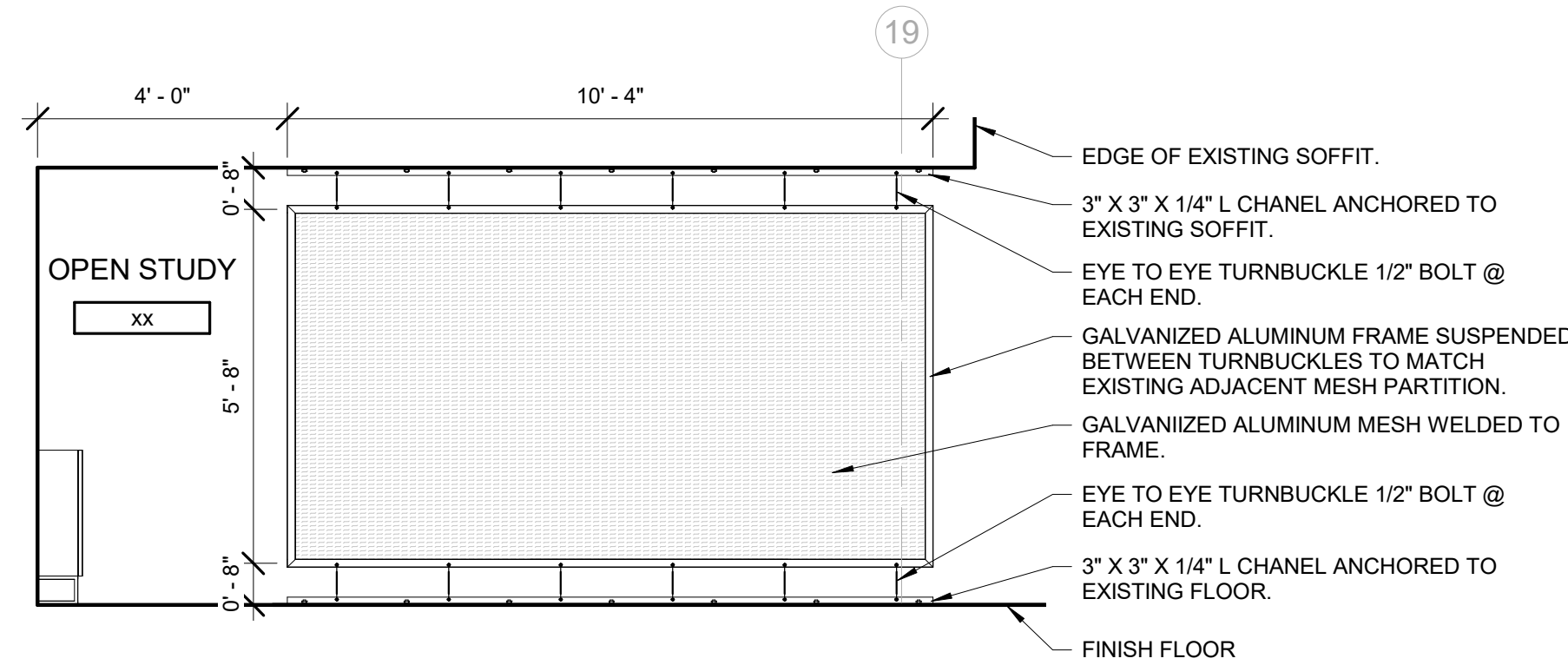
DO NOT SCALE DRAWINGS
© 2022 Stucky Vitale Architects




7 CONFERENCE ROOM MILLWORK
A611 3/8" = 1'-0"



6 CONFERENCE SOUTH MILLWORK
A611 3/8" = 1'-0"




5 INTERIOR ELEVATION - MESH WALL PANEL
A611 3/8" = 1'-0"
NOTE: NEW MESH PARTITION TO MATCH EXISTING ADJACENT MESH PARTITION




4 HALL 3 WEST
A611 3/8" = 1'-0"



3 HALL 2 EAST
A611 3/8" = 1'-0"



2 HALL 1 EAST
A611 3/8" = 1'-0"



1 HALL 1 WEST
A611 3/8" = 1'-0"



STUCKY VITALE ARCHITECTS
27172 WOODWARD AVENUE
ROYAL OAK, MI 48067-0925
P. 248.546.6700
F. 248.546.8454
WWW.STUCKYVITALE.COM

STATEMENT OF INTELLECTUAL PROPERTY:
THE IDEAS, CONCEPTS, DRAWINGS AND THOUGHTS CONVEYED HEREIN ARE
THE INTELLECTUAL PROPERTY OF STUCKY VITALE ARCHITECTS. THIS SET OF
DRAWINGS, IN WHOLE OR IN PART, MAY NOT BE REPRODUCED, WITHOUT
THE WRITTEN CONSENT OF STUCKY VITALE ARCHITECTS. THIS INFORMATION
IS PROTECTED UNDER U.S. COPYRIGHT LAW, ALL RIGHTS RESERVED.

Consultants

Seal:

Project :

WSU- DETROIT- UGL
1ST FLOOR STUDENT
REFRESH

5155 GULLEN MALL
DETROIT, MI 48202

Key Plan:

Issued for

Drawn by :

CRB

Checked by :

Checker

Sheet Title :

INTERIOR AND MILLWORK
DETAILS

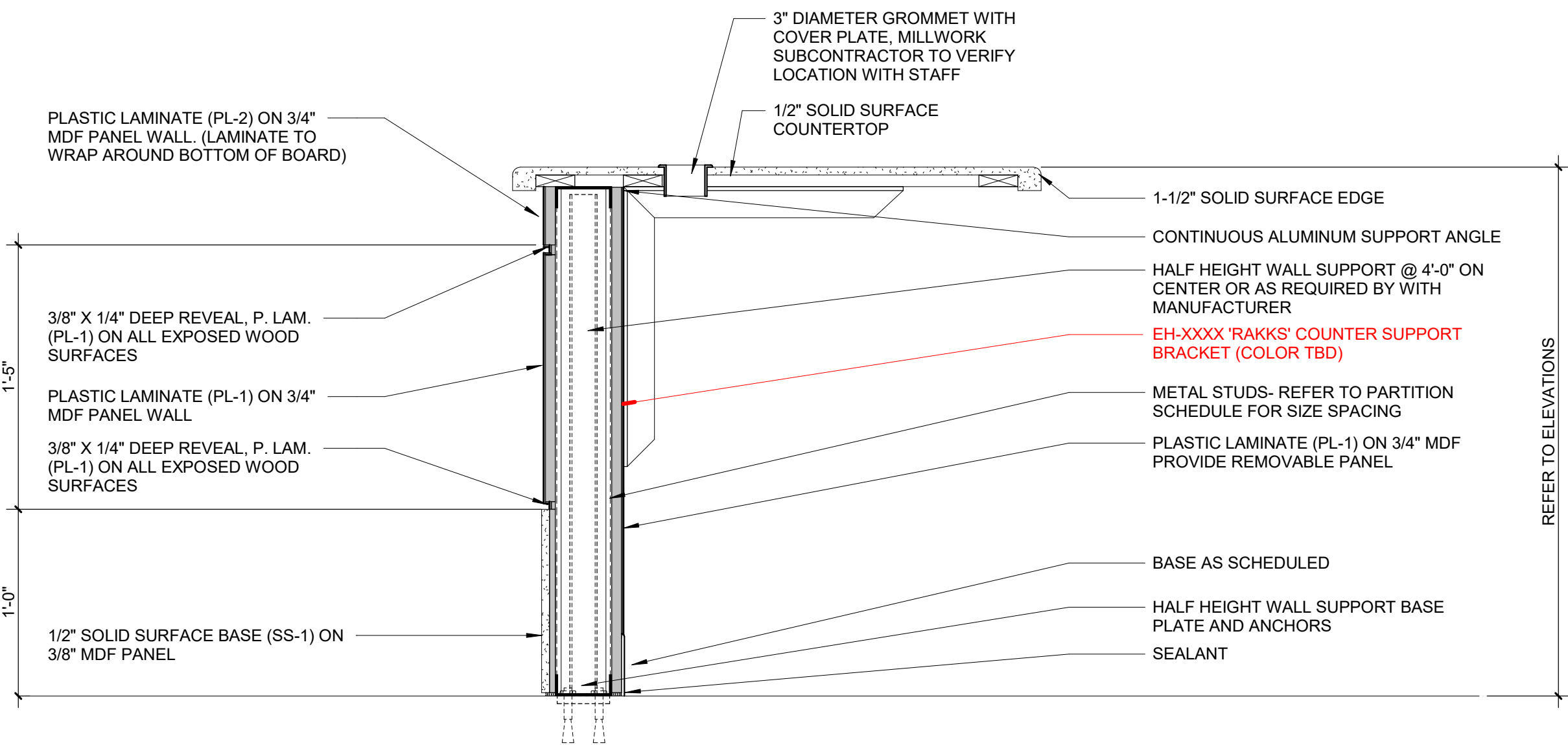
Project No. :

2023.111

Sheet No. :

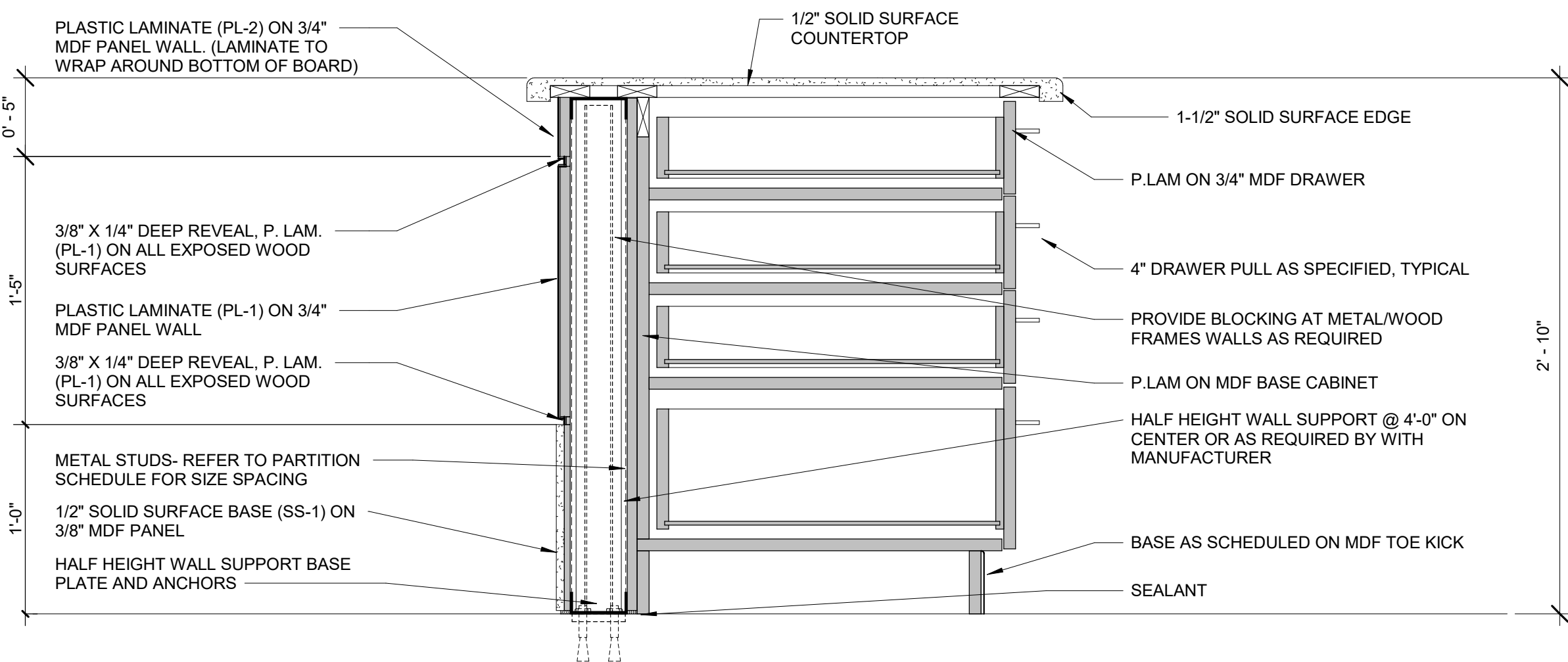
A701

DO NOT SCALE DRAWINGS
© 2022 Stucky Vitale Architects



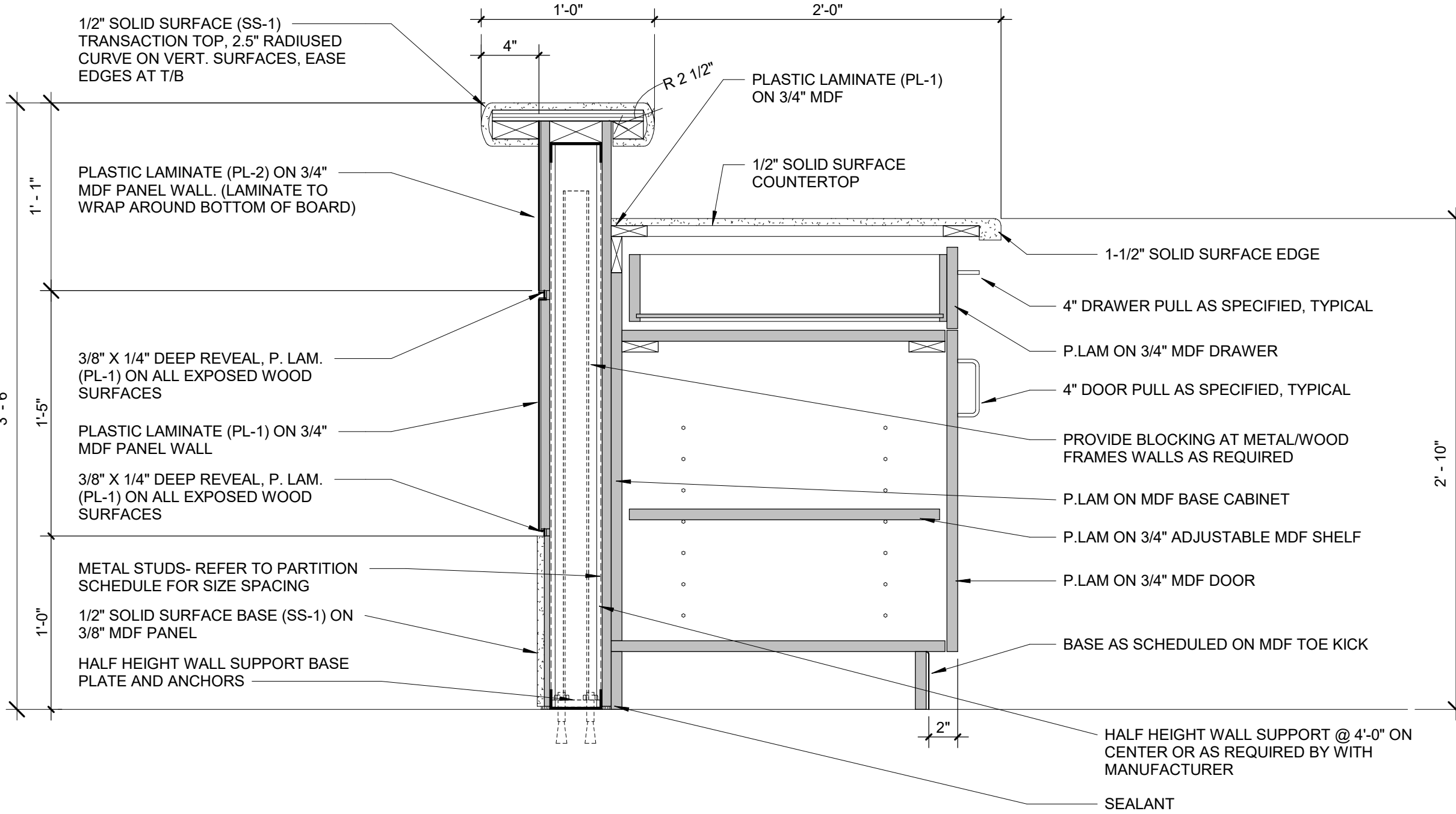
6 WORK SURFACE / ADA COUNTER - SOLID SURFACE

A701 1 1/2" = 1'-0"



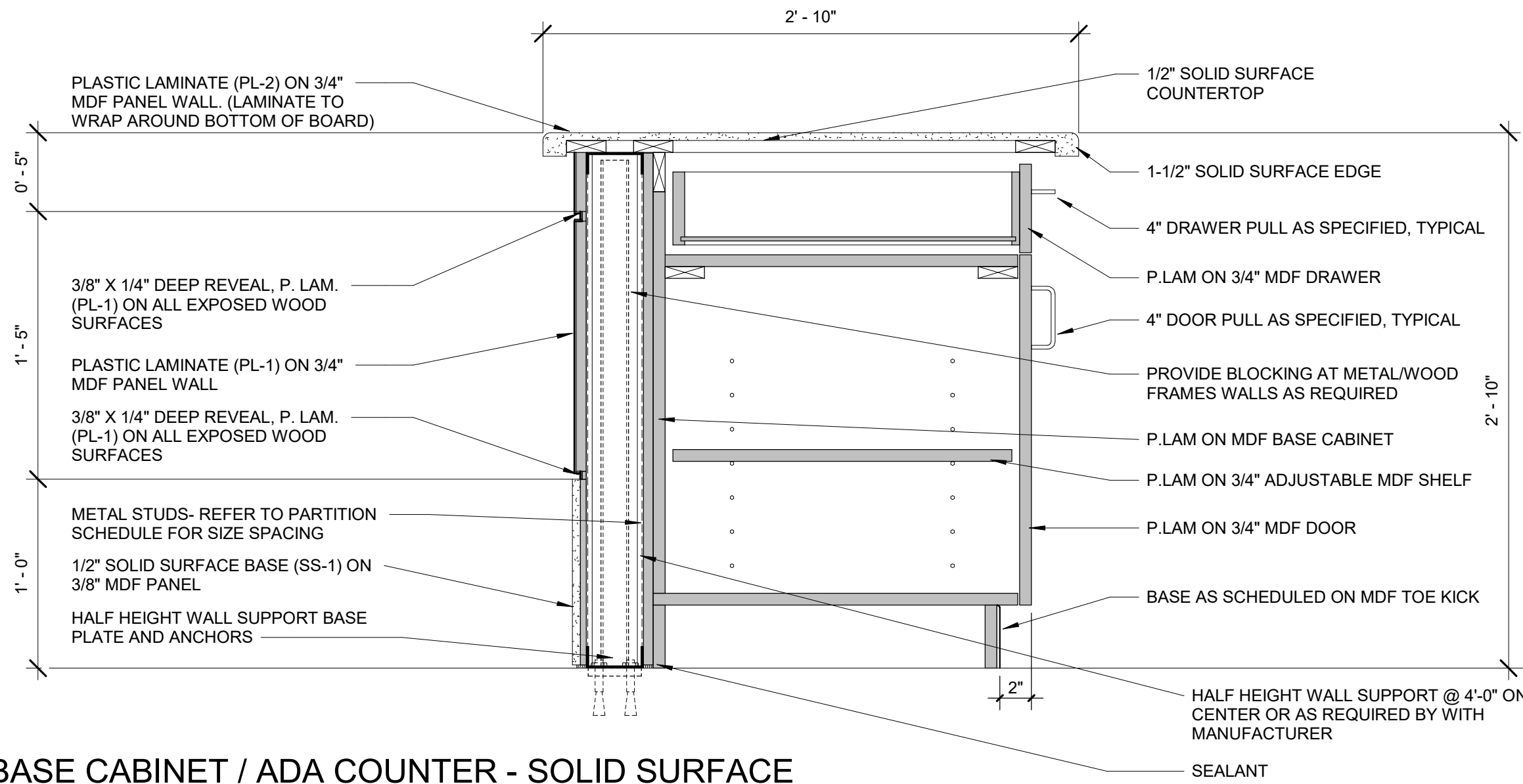
4 4 DRAWERS / ADA COUNTER - SOLID SURFACE

A701 1 1/2" = 1'-0"



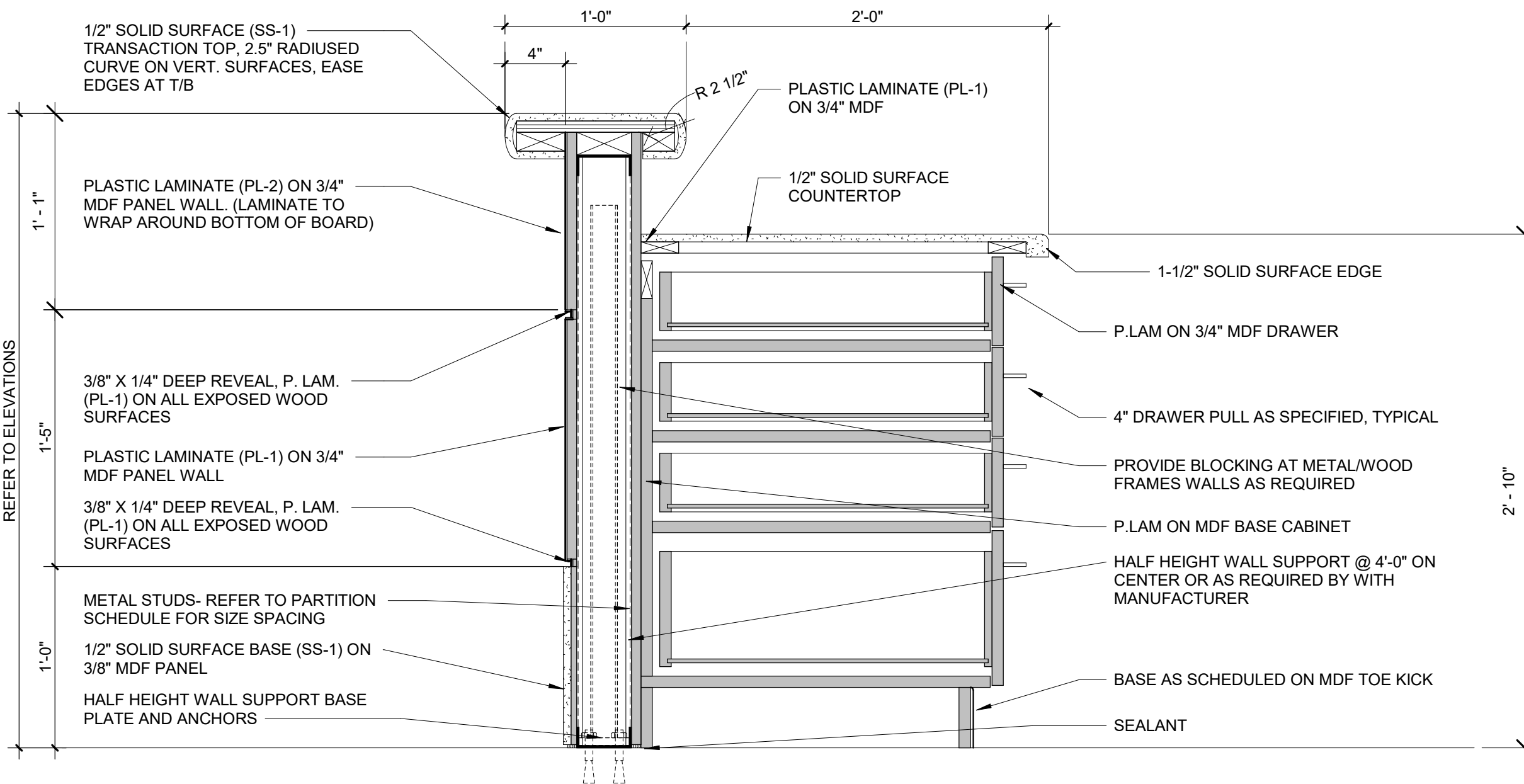
2 BASE CABINET / TRANSACTION COUNTER - SOLID SURFACE

A701 1 1/2" = 1'-0"



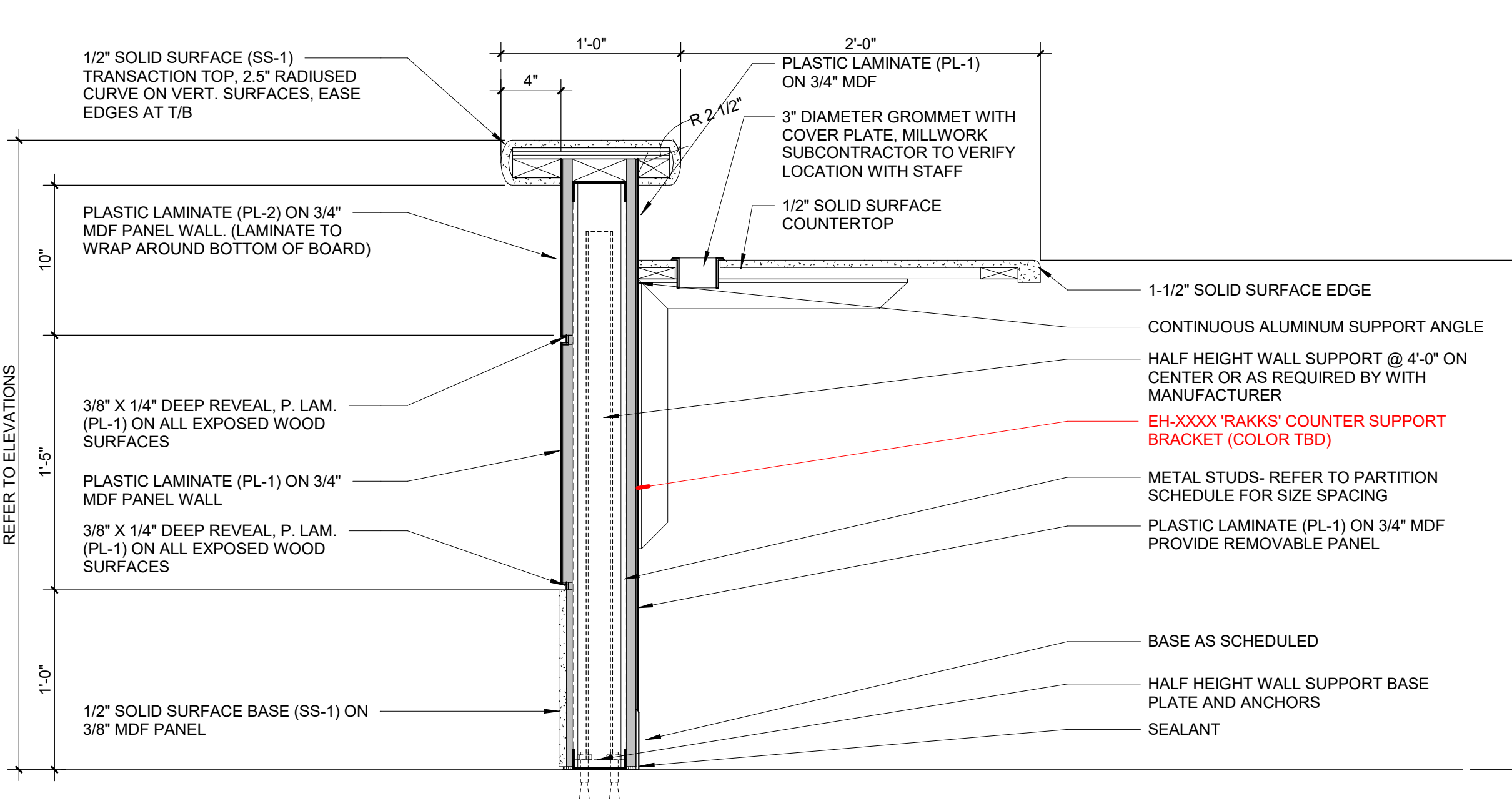
5 BASE CABINET / ADA COUNTER - SOLID SURFACE

A701 1 1/2" = 1'-0"



3 4 DRAWERS / TRANSACTION COUNTER - SOLID SURFACE

A701 1 1/2" = 1'-0"



1 WORK SURFACE / TRANSACTION COUNTER - SOLID SURFACE

A701 1 1/2" = 1'-0"



STUCKY VITALE ARCHITECTS
27172 WOODWARD AVENUE
ROYAL OAK, MI 48067-0925
P. 248.546.6700
F. 248.546.8454
WWW.STUCKYVITALE.COM

STATEMENT OF INTELLECTUAL PROPERTY:
THE IDEAS, CONCEPTS, DRAWINGS AND THOUGHTS CONVEYED HEREIN ARE
THE INTELLECTUAL PROPERTY OF STUCKY VITALE ARCHITECTS. THIS SET OF
DRAWINGS, IN WHOLE OR IN PART, MAY NOT BE REPRODUCED, WITHOUT
THE WRITTEN CONSENT OF STUCKY VITALE ARCHITECTS. THIS INFORMATION
IS PROTECTED UNDER U.S. COPYRIGHT LAW. ALL RIGHTS RESERVED

Consultants

Seal: _____

Project :
WSU- DETROIT- UGL
1ST FLOOR STUDENT
REFRESH

5155 GULLEN MALL
DETROIT, MI 48202

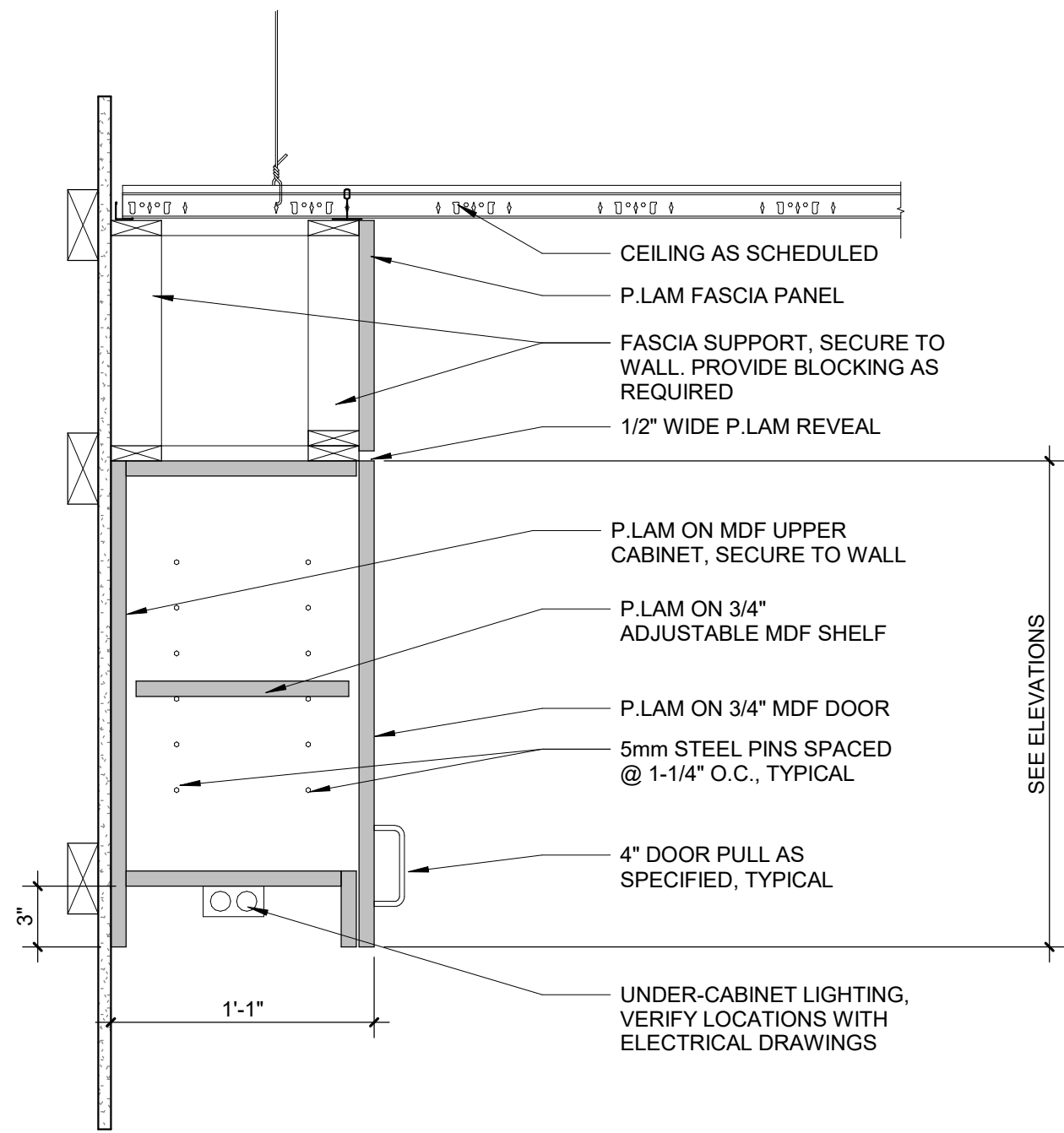
Key Plan: _____

Issued for _____

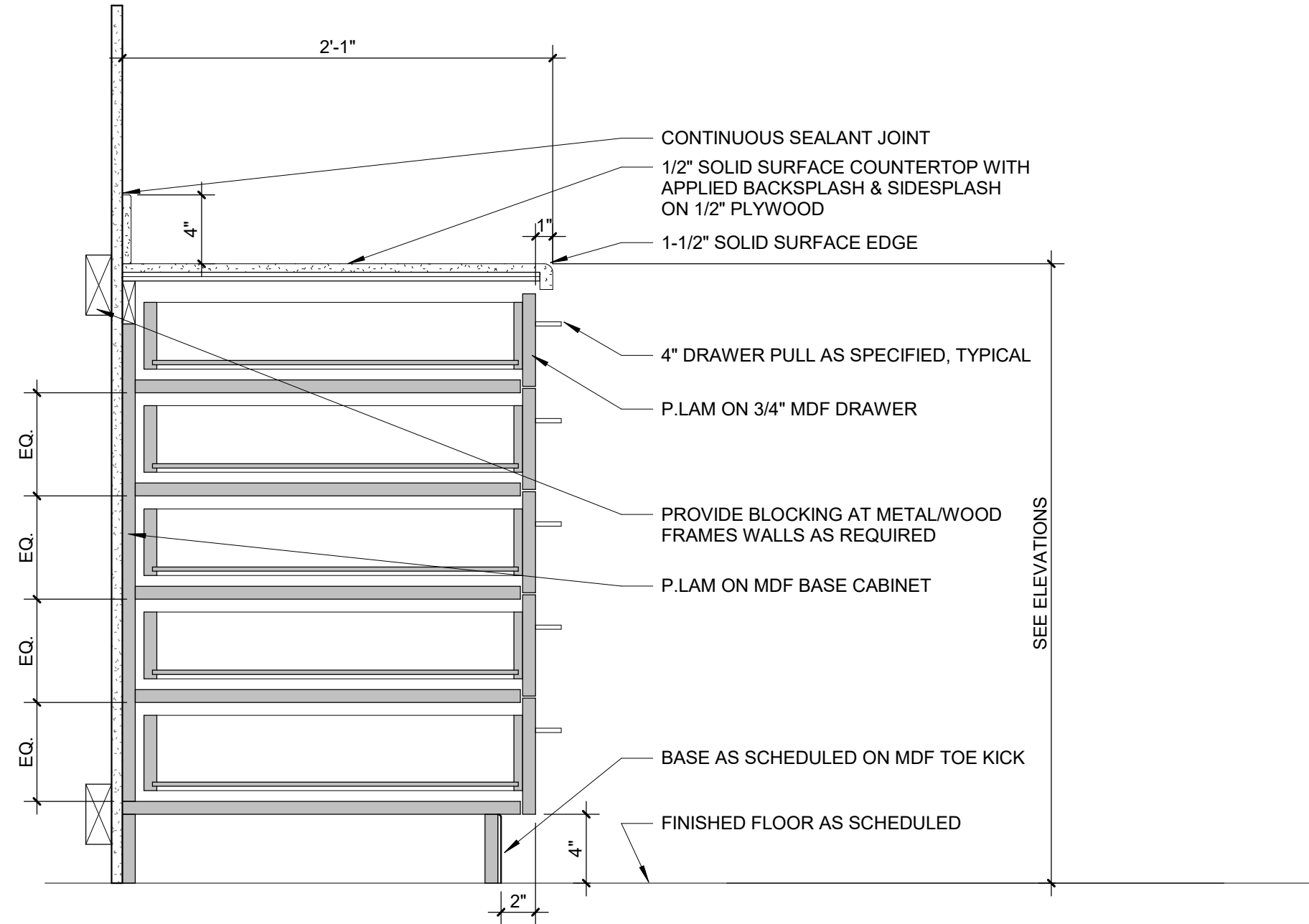
Drawn by :
Author
Checked by :
Checker
Sheet Title :
INTERIOR AND MILLWORK
DETAILS

Project No. :
2023.111

Sheet No. :
A702



2 UPPER CABINET - 13" W/ LIGHT
1 1/2" = 1'-0"



1 BASE CABINET 5 DRAWER - SOLID SURFACE
1 1/2" = 1'-0"

FINISH SCHEDULE									
RM #	ROOM NAME	FLOOR FINISH	BASE FINISH	NORTH WALL	WALL PAINT			CEILING FINISH	REMARKS
					EAST WALL	SOUTH WALL	WEST WALL		
-	EXISTING	CPT-1	WB-1	PT-1	PT-1	PT-1	PT-1	ACT-1 PT-3	
-	CONFERENCE ROOM								
1	HALL	CPT-1	WB-1	PT-1	PT-1	PT-1	PT-1	ACT-1 PT-3	
1	HALL								
2	HALL	CPT-1	WB-1	PT-1	PT-1	PT-1	PT-1	ACT-1 PT-3	
3	HALL	CPT-1	WB-1	PT-1	PT-1	PT-1	PT-1	ACT-1 PT-3	
1322	OFFICE	CPT-1	WB-1	PT-1	PT-1	PT-1	PT-1	ACT-1	
1323	OFFICE	CPT-1	WB-1	PT-1	PT-1	PT-1	PT-1	ACT-1	
1324	OFFICE	CPT-1	WB-1	PT-1	PT-1	PT-1	PT-1	ACT-1 PT-3	
1325	OFFICE	CPT-1	WB-1	PT-1	PT-1	PT-1	PT-1	ACT-1 PT-3	
1326	OFFICE	CPT-1	WB-1	PT-1	PT-1	PT-1	PT-1	ACT-1	
1327	OFFICE	CPT-1	WB-1	PT-1	PT-1	PT-1	PT-1	ACT-1	
1330	OFFICE	CPT-1	WB-1	PT-1	PT-1	PT-1	PT-1	ACT-1	
1331	OFFICE	CPT-1	WB-1	PT-1	PT-1	PT-1	PT-1	ACT-1	
1332	OFFICE	CPT-1	WB-1	PT-1	PT-1	PT-1	PT-1	ACT-1	
1333	OFFICE	CPT-1	WB-1	PT-1	PT-1	PT-1	PT-1	ACT-1	
1334	OFFICE	CPT-1	WB-1	PT-1	PT-1	PT-1	PT-1	ACT-1 PT-3	
1335	OFFICE	CPT-1	WB-1	PT-1	PT-1	PT-1	PT-1	ACT-1 PT-3	
1336	OFFICE	CPT-1	WB-1	PT-1	PT-1	PT-1	PT-1	ACT-1	
1337	OFFICE	CPT-1	WB-1	PT-1	PT-1	PT-1	PT-1	ACT-1	
EXIST	VESTIBULE	CPT-1	WB-1	PT-1	PT-1	PT-1	PT-1	ACT-1 PT-3	
EXIST	STORAGE	EXISTING	EXISTING	EXISTING	EXISTING	EXISTING	EXISTING	EXISTING	
EXIST	MENS TR	EXISTING	EXISTING	EXISTING	EXISTING	EXISTING	EXISTING	EXISTING	
EXIST	WOMEN'S TR	EXISTING	EXISTING	EXISTING	EXISTING	EXISTING	EXISTING	EXISTING	
xx	OPEN STUDY	CPT-1	WB-1	PT-1	PT-1	PT-1	PT-1	ACT-1 PT-3	
xx	OPEN STUDY	CPT-1	WB-1	PT-1	PT-1	PT-1	PT-1	ACT-1 PT-3	

Level 1: 26

TOTAL ROOMS: 26

LIST OF MATERIALS			
064100 - ARCHITECTURAL CASEWORK		099100 - PAINT	
PL-1	PLASTIC LAMINATE MANUFACTURER: COLOR: LOCATION: REFER TO FINISH PLAN FOR EXACT LOCATION CONTACT:	PT-3	CEILING PAINT MANUFACTURER: SHERWIN WILLIAMS COLOR: MATCH EXISTING FINISH: FLAT LOCATION: SOFFITS NOTE: CLEAN, REPAIR AND REPAINT
-	PULLS MANUFACTURER: RICHELIEU STYLE: CONTEMPORARY METAL EDGE PULL PRODUCT NUMBER: BP9896128170 FINISH: STAINLESS STEEL LENGTH: 5 13/16" OVERALL LOCATION: CABINETS AND DRAWERS	PT-4	ACCENT PAINT MANUFACTURER: SHERWIN WILLIAMS COLOR: TBD FINISH: EGG-SHELL LOCATION: REFER TO FINISH PLAN FOR EXACT LOCATION
095100 - SUSPENDED ACOUSTICAL CEILING		PT-5	ACCENT PAINT MANUFACTURER: SHERWIN WILLIAMS COLOR: TBD FINISH: EGG-SHELL LOCATION: REFER TO FINISH PLAN FOR EXACT LOCATION
ACT-1	ACOUSTIC CEILING TILE MANUFACTURER: MATCH EXISITNG COLLECTION: COLOR: WHITE SIZE: 2 X 2 / 2 X 4 EDGE: MATCH EXISITNG GRID PROFILE: KEEP EXISTING LOCATION: SEE RCP FOR MORE DETAIL NOTE: WHEN EXISTING GRID IS PRESENT, MATCH WHEN POSSIBLE. CEILING TILE SHOULD BE SAVED AND MATCH EXISING WHERE DAMAGED. CLEAN AND REPAIR WHERE POSSIBLE	102600 - WALL PROTECTION	
096000 - CONTRACT FLOORING		WP-1	WALL PROTECTION MANUFACTURER: DL COUCH - P3TEC PATTERN: COLOR: CONTACT: TRIM OPTION: P3TEC TOP CAP 5/8"H, 1/8 D, COLOR BONE 238 LOCATION: SEE PLAN FOR DETAIL TRIM: VERSA COLOR: BONE 238
CPT-1	CARPET TILE MANUFACTURER: COLLECTION: STYLE: COLOR: SIZE: LOCATION: SEE PLAN FOR DETAIL CONTACT:	123600 - COUNTERTOPS	
TS-1	TRANSITION STRIP MANUFACTURER: STYLE: COLOR: LOCATION: WHERE NEW CARPET AND EXISTING CARPET MEET	QZ-1	QUARTZ SURFACE MANUFACTURER: COLOR: LOCATION: REFER TO FINISH PLAN FOR EXACT LOCATION CONTACT:
WB-1	RUBBER WALL BASE MANUFACTURER: MATCH EXISTING COLOR: MATCH EXISTING SIZE: 4 1/4"h, 1/4" THICK (USE 8" LENGTHS, NOT COIL) LOCATION: WHERE NEW CARPET NOTED CONTACT: NOTE: CLEAN, REPAIR OR REPLACE EXISITNG WHERE NEEDED	260000 - ELECTRICAL	
099100 - PAINT		-	FACE PLATES COLOR: STAINLESS STEEL
PT-1	INTERIOR FIELD PAINT MANUFACTURER: SHERWIN WILLIAMS COLOR: MATCH EXISITNG FINISH: EGG-SHELL LOCATION: THROUGHT OUT SCOPE UNLESS NOTED OTHERWISE ON FINISH SCHEDULED NOTE: CLEAN, REPAIR AND REPAINT	-	DEVICES COLOR: WHITE
PT-2	DOOR FRAME PAINT & DOOR MANUFACTURER: SHERWIN WILLIAMS COLOR: MATCH EXISITING FINISH: SEMI-GLOSS LOCATION: ONLY WHERE NEEDED, REPAIR, CLEAN AND REPAINT		



STUCKY VITALE ARCHITECTS
27172 WOODWARD AVENUE
ROYAL OAK, MI 48067-0925
P. 248.546.6700
F. 248.546.8454
WWW.STUCKYVITALE.COM

STATEMENT OF INTELLECTUAL PROPERTY:
THE IDEAS, CONCEPTS, DRAWINGS AND THOUGHTS CONVEYED HEREIN ARE THE INTELLECTUAL PROPERTY OF STUCKY VITALE ARCHITECTS. THIS SET OF DRAWINGS, IN WHOLE OR IN PART, MAY NOT BE REPRODUCED, WITHOUT THE WRITTEN CONSENT OF STUCKY VITALE ARCHITECTS. THIS INFORMATION IS PROTECTED UNDER U.S. COPYRIGHT LAW, ALL RIGHTS RESERVED.
Consultants

Seal:

Project :
WSU- DETROIT- UGL
1ST FLOOR STUDENT
REFRESH

5155 GULLEN MALL
DETROIT, MI 48202

Key Plan:

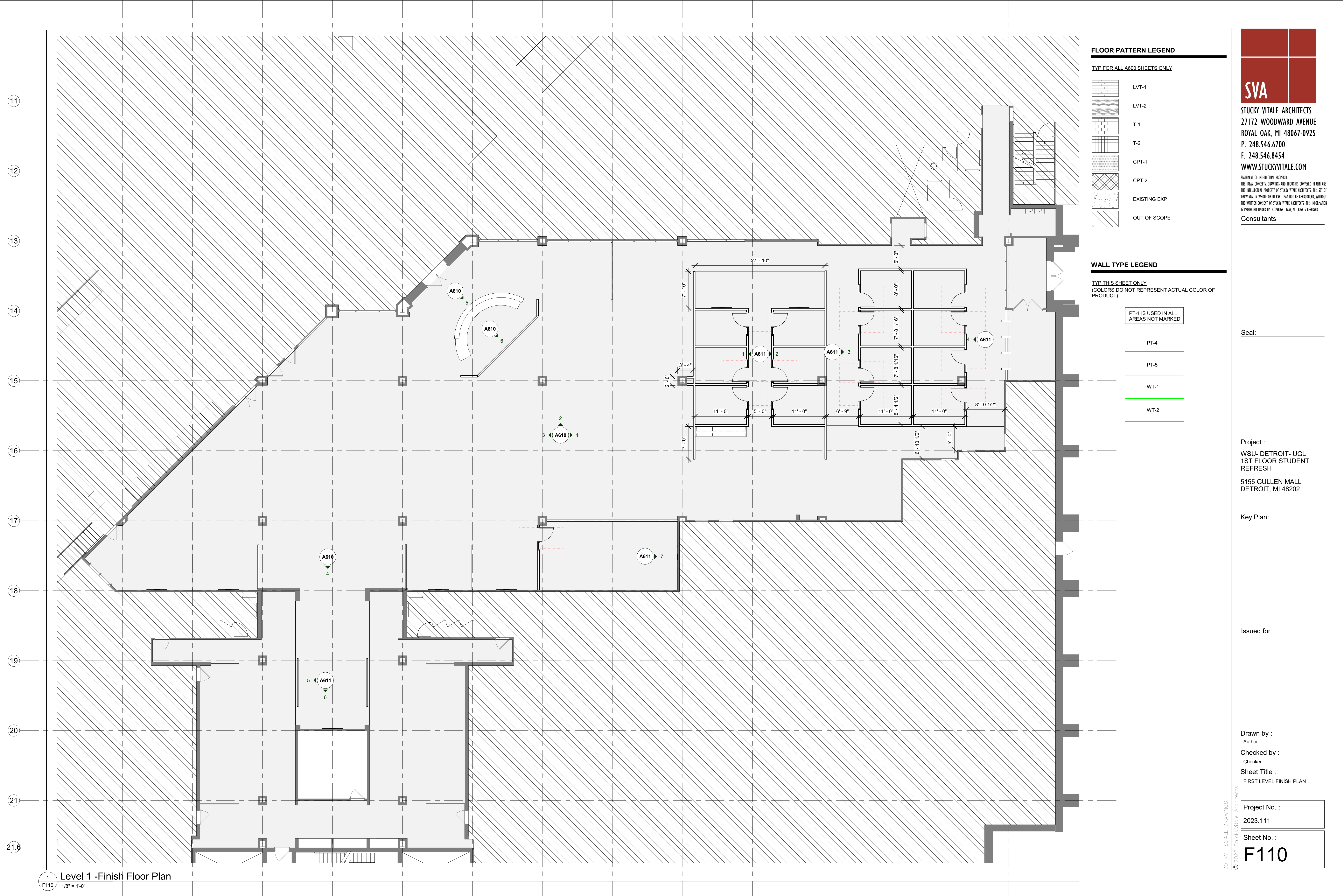
Issued for

Drawn by :
CRB
Checked by :
Checker
Sheet Title :
FINISH SCHEDULE AND
LEGEND

Project No. :
2023.111

Sheet No. :

F000



STUCKY VITALE ARCHITECTS
27172 WOODWARD AVENUE
ROYAL OAK, MI 48067-0925
P. 248.546.6700
F. 248.546.8454
WWW.STUCKYVITALE.COM

STATEMENT OF INTELLECTUAL PROPERTY:
THE IDEAS, CONCEPTS, DRAWINGS AND THOUGHTS CONVEYED HEREIN ARE
THE INTELLECTUAL PROPERTY OF STUCKY VITALE ARCHITECTS. THIS SET OF
DRAWINGS, IN WHOLE OR IN PART, MAY NOT BE REPRODUCED, WITHOUT
THE WRITTEN CONSENT OF STUCKY VITALE ARCHITECTS. THIS INFORMATION
IS PROTECTED UNDER U.S. COPYRIGHT LAW. ALL RIGHTS RESERVED
Consultants

Seal:

Project :
WSU- DETROIT- UGL
1ST FLOOR STUDENT
REFRESH
5155 GULLEN MALL
DETROIT, MI 48202

Key Plan:

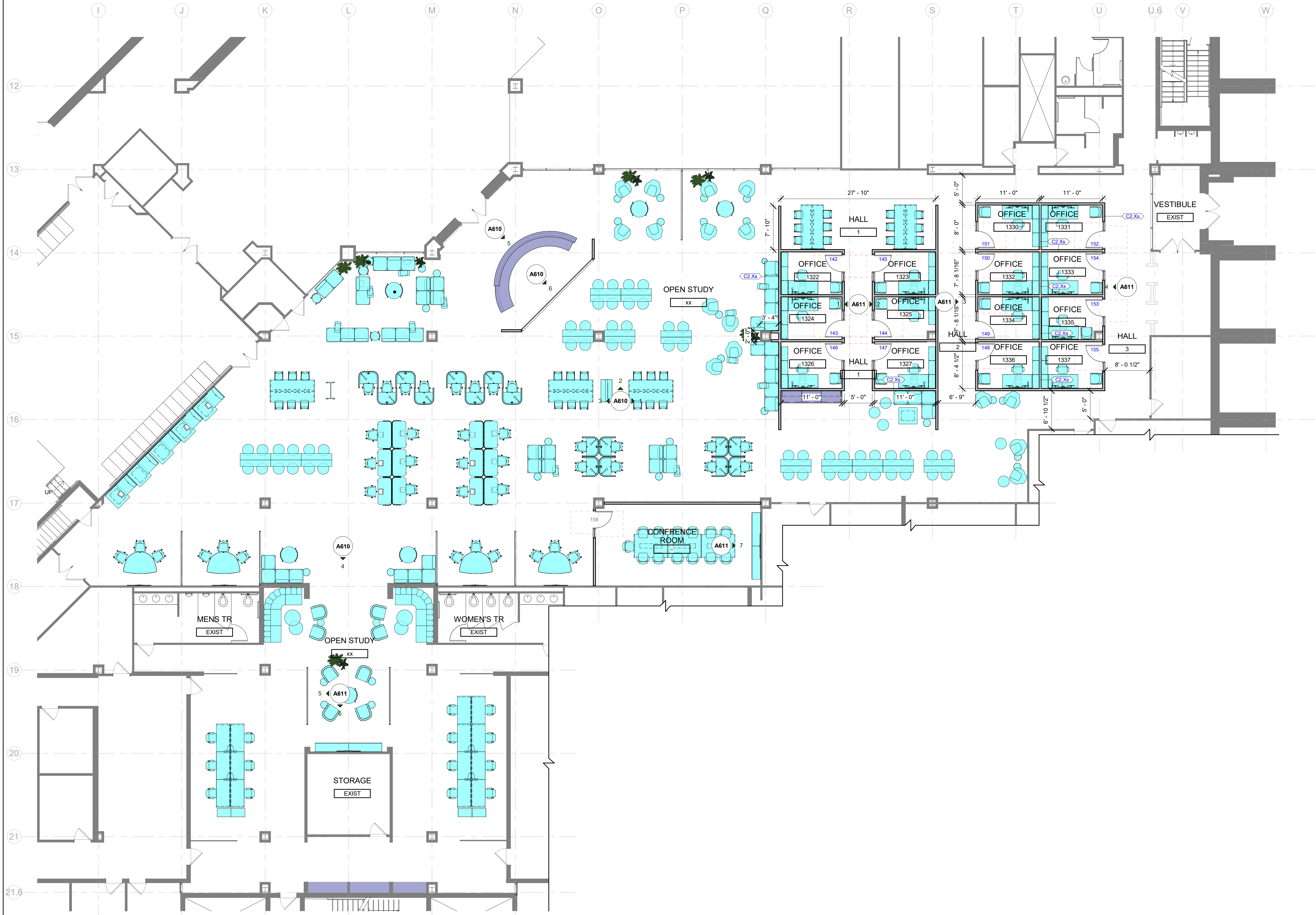
Issued for

Drawn by :
Author
Checked by :
Checker
Sheet Title :
FIRST LEVEL FINISH PLAN

Project No. :
2023.111

Sheet No. :
F110

DO NOT SCALE DRAWINGS
© 2022 Stucky Vitale Architects



1 ARCHITECTURAL FLOOR PLAN - LEVEL 1 Copy 1
AE110 1/8" = 1'-0"



STUCKY VITALE ARCHITECTS
27172 WOODWARD AVENUE
ROYAL OAK, MI 48067-0925
P. 248.546.6700
F. 248.546.8454
WWW.STUCKYVITALE.COM

STATEMENT OF INTELLECTUAL PROPERTY:
THE IDEAS, CONCEPTS, DRAWINGS AND THOUGHTS CONVEYED HEREIN ARE
THE INTELLECTUAL PROPERTY OF STUCKY VITALE ARCHITECTS. THIS SET OF
DRAWINGS, IN WHOLE OR IN PART, MAY NOT BE REPRODUCED, WITHOUT
THE WRITTEN CONSENT OF STUCKY VITALE ARCHITECTS. THIS INFORMATION
IS PROTECTED UNDER U.S. COPYRIGHT LAW. ALL RIGHTS RESERVED.

Consultants

Seal:

Project :
WSU- DETROIT- UGL
1ST FLOOR STUDENT
REFRESH
5155 GULLEN MALL
DETROIT, MI 48202

Key Plan:

Issued for

Drawn by :
CRB
Checked by :
ARR
Sheet Title :
FIRST LEVEL EQUIPMENT
PLAN

Project No. :
2023.111

Sheet No. :
AE110