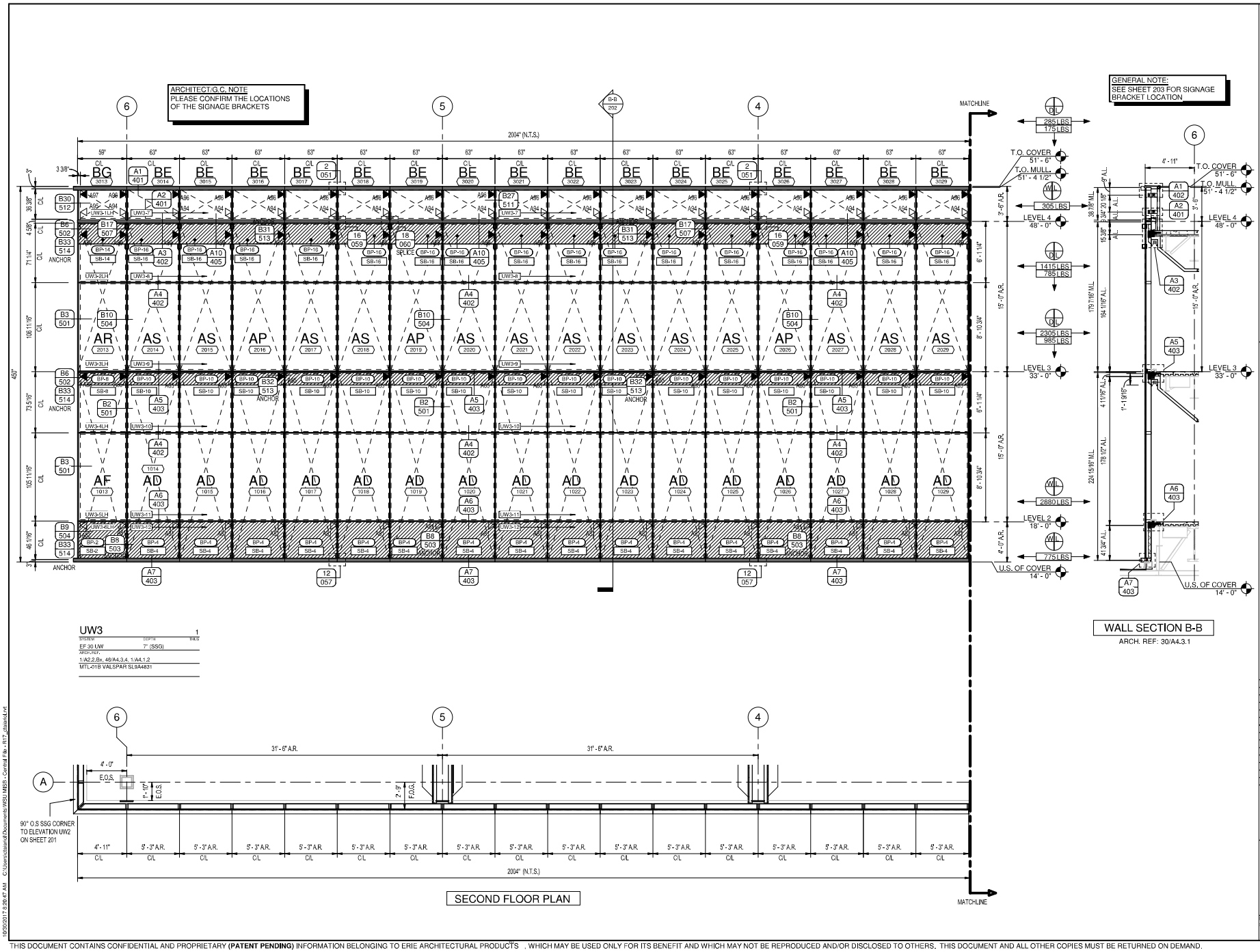

SECOND FLOOR PLAN

WALL SECTION B-B

ARCH. REF: 30/A4.3.1

NOTES:

LEGENDS:

- SHADOW BOX BY EAP SHOP INSTALLED
- SHADOW BOX BY OTHERS SHOP INSTALLED
- 4 1/2" DEEP COVER BY EAP
- SIGNAGE BRACKETS, BY EAP, SHOP INSTALLED

PROJECT NAME: WAYNE STATE UNIVERSITY MIKE ILITCH SCHOOL OF BUSINESS

1ST SUBMISSION, ENGINEERING INCLUDED	05/02/17
2ND SUB. (SW), ENGINEERING INCLUDED	07/24/17
2ND SUB. (UW), ENGINEERING INCLUDED	07/28/17
3RD SUB. (SW), ENGINEERING INCLUDED	08/09/17
RECORD SET (UW), ENG. INCLUDED	08/25/17
RECORD SET (SW), ENG. INCLUDED	08/30/17
-	-
-	-
-	-
-	-
-	-
-	-
-	-
PRINTS ISSUED FOR	DATE

GLAZING CONTRACTOR:

UNIVERSAL GLASS & METALS INCORPORATED

ERIE ARCHITECTURAL PRODUCTS

ENVIRO | FACADES

EAP PROJECT #: 17030

SHEET: 202

10/30/2017 8:20:47 AM C:\Users\cfalaria\Documents\WSU MISB - Central File - R17_cfalaria.rvt

THIS DOCUMENT CONTAINS CONFIDENTIAL AND PROPRIETARY **(PATENT PENDING)** INFORMATION BELONGING TO ERIE ARCHITECTURAL PRODUCTS , WHICH MAY BE USED ONLY FOR ITS BENEFIT AND WHICH MAY NOT BE REPRODUCED AND/OR DISCLOSED TO OTHERS. THIS DOCUMENT AND ALL OTHER COPIES MUST BE RETURNED ON DEMAND.

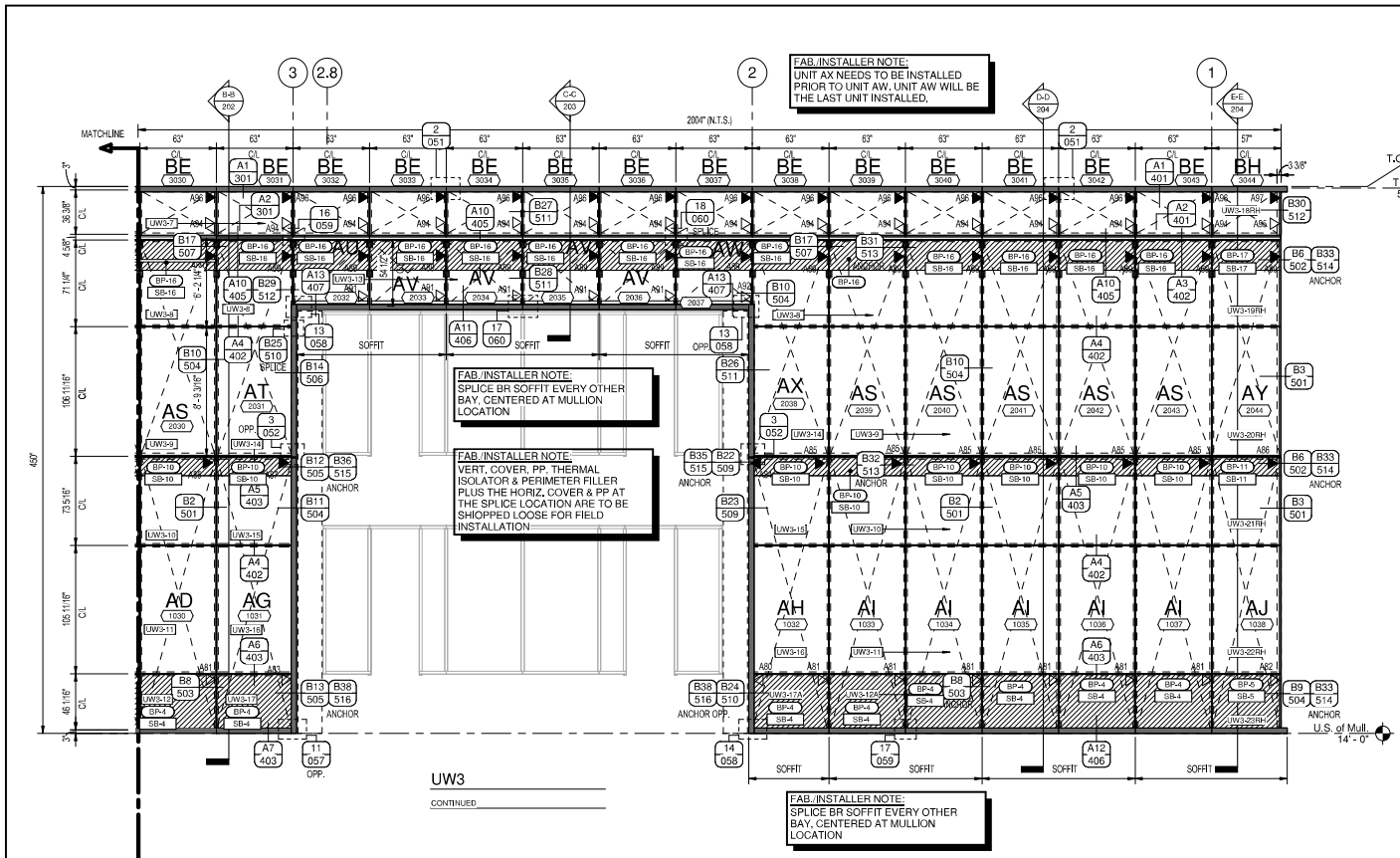

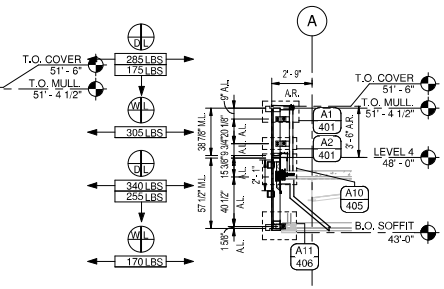

WALL SECTION C-C

ARCH. REF: 30/A4.3.1

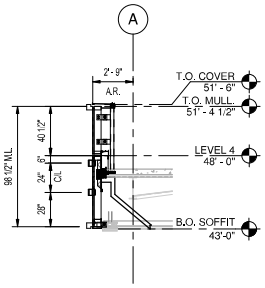

SIGNAGE BRACKET LOCATION

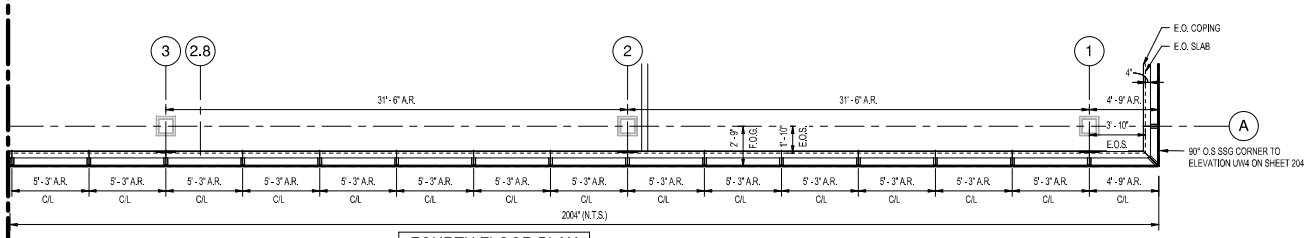

FOURTH FLOOR PLAN

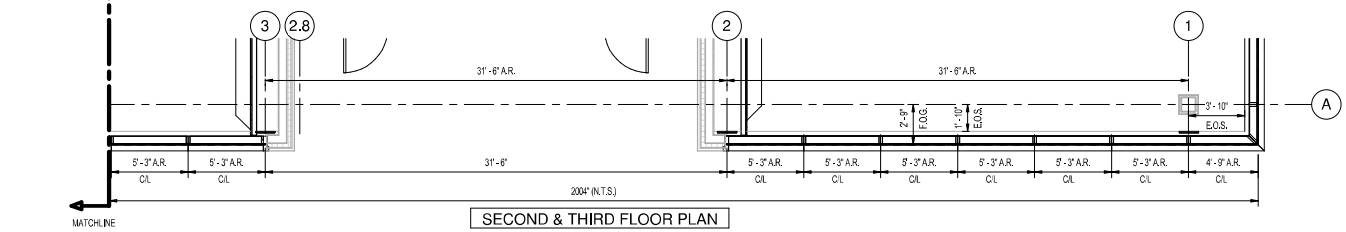

SECOND & THIRD FLOOR PLAN

NOTES:

LEGENDS:

- SHADOW BOX BY EAP SHOP INSTALLED
- SHADOW BOX BY OTHERS SHOP INSTALLED
- 4 1/2" DEEP COVER BY EAP
- BRAKE METAL BEYOND GLASS BY EAP
- SIGNAGE BRACKETS, BY EAP, SHOP INSTALLED

PROJECT NAME: WAYNE STATE UNIVERSITY MIKE ILITCH SCHOOL OF BUSINESS

1ST SUBMISSION, ENGINEERING INCLUDED	05/02/17
2ND SUB. (SW), ENGINEERING INCLUDED	07/24/17
2ND SUB. (UW), ENGINEERING INCLUDED	07/28/17
3RD SUB. (SW), ENGINEERING INCLUDED	08/09/17
RECORD SET (UW), ENG. INCLUDED	08/25/17
RECORD SET (SW), ENG. INCLUDED	08/30/17
PRINTS ISSUED FOR	DATE

GLAZING CONTRACTOR:

UNIVERSAL GLASS & METALS INCORPORATED

ERIE ARCHITECTURAL PRODUCTS

ENVIRO | FACADES

EAP PROJECT #: 17030

SHEET: 203

10/30/2017 8:20:59 AM C:\Users\ctsiarlo\Documents\WSU MISB - Central File - R17_ctsiarlo.rvt

THIS DOCUMENT CONTAINS CONFIDENTIAL AND PROPRIETARY **(PATENT PENDING)** INFORMATION BELONGING TO ERIE ARCHITECTURAL PRODUCTS , WHICH MAY BE USED ONLY FOR ITS BENEFIT AND WHICH MAY NOT BE REPRODUCED AND/OR DISCLOSED TO OTHERS. THIS DOCUMENT AND ALL OTHER COPIES MUST BE RETURNED ON DEMAND.

Branch Panel: RP-4B1

Location: ELECTRICAL 416 **Volts:** 208Y/120 **A.I.C. Rating:** 22,000
Supply From: DP-3B **Phases:** 3 **Mains Type:** MCB
Mounting: Surface **Wires:** 4 **Mains Rating:** 200 A
Enclosure: Type 1 **MCB Rating:** 200 A

CKT	Circuit Description	Trip	Poles	A		B		C		Poles	Trip	Circuit Description	CKT
1	Receptacle BOARD ROOM 417	20 A	1	875	1080					1	20 A	CANOPY AREA POWER PEDESTAL	2
3	Receptacle BOARD ROOM 417	20 A	1			875	1080			1	20 A	CANOPY AREA POWER PEDESTAL	4
5	Receptacle BOARD ROOM 417	20 A	1					875	300	1	20 A	SIGNAGE CANOPY AREA	6
7	Receptacle BOARD ROOM 417	20 A	1	875	300					1	20 A	SIGNAGE CANOPY AREA	8
9	RECEPTACLES1 BOARD ROOM 417	20 A	1			300	300			1	20 A	SIGNAGE CANOPY AREA	10
11	RECEPTACLES1 BOARD ROOM 417	20 A	1					300	300	1	20 A	SIGNAGE CANOPY AREA	12
13	AV Equipment BOARD ROOM 417	20 A	2	600	300					1	20 A	SIGNAGE CANOPY AREA	14
15						600	300			1	20 A	SIGNAGE CANOPY AREA	16
17	Receptacle BOARD ROOM 417	20 A	1					180	300	1	20 A	SIGNAGE CANOPY AREA	18
19	Equipment	20 A	1	1200	300					1	20 A	SIGNAGE CANOPY AREA	20
21	Equipment	20 A	1			960	360			1	20 A	MOTORIZED SHADES CONTROLLER 417	22
23	Equipment	20 A	1					960	360	1	20 A	MOTORIZED SHADES CONTROLLER 417	24
25	Equipment	20 A	1	1200	0					1	20 A	SPARE	26
27	SPARE	20 A	1			0	0			1	20 A	SPARE	28
29	SPARE	20 A	1					0	0	1	20 A	SPARE	30
31	SPARE	20 A	1	0	0					1	20 A	SPARE	32
33	SPARE	20 A	1			0	0			1	20 A	SPARE	34
35	SPARE	20 A	1					0	0	1	20 A	SPARE	36
37	SPARE	20 A	1	0	0					1	20 A	SPARE	38
39	SPARE	20 A	1			0	0			1	20 A	SPARE	40
41	SPARE	20 A	1					0	0	1	20 A	SPARE	42
43	SPACE	--	--	0	0					--	--	SPACE	44
45	SPACE	--	--			0	0			--	--	SPACE	46
47	SPACE	--	--					0	0	--	--	SPACE	48
49	SPACE	--	--	0	0					--	--	SPACE	50
51	SPACE	--	--			0	0			--	--	SPACE	52
53	SPACE	--	--					0	0	--	--	SPACE	54
55	SPACE	--	--	0	0					--	--	SPACE	56
57	SPACE	--	--			0	0			--	--	SPACE	58
59	SPACE	--	--					0	0	--	--	SPACE	60
				Total Load:	6730 VA	**Total Load:**	4775 VA	**Total Load:**	3575 VA				
				Total Amps:	58 A	**Total Amps:**	41 A	**Total Amps:**	30 A				

Load Classification	Connected Load	Demand Factor	Estimated Demand	Panel Totals	
Equipment	2160 VA	100.00%	2160 VA		
Receptacle	9320 VA	100.00%	9320 VA	**Total Conn. Load:**	15080 VA
Lighting	2400 VA	100.00%	2400 VA	**Total Est. Demand:**	15080 VA
AV Equipment	1200 VA	100.00%	1200 VA	**Total Conn.:**	42 A
				Total Est. Demand:	42 A

Notes:

Branch Panel: RP-4B2

Location: ELECTRICAL 416 **Volts:** 208Y/120 **A.I.C. Rating:** 22,000
Supply From: DP-3B **Phases:** 3 **Mains Type:** MCB
Mounting: Surface **Wires:** 4 **Mains Rating:** 200 A
Enclosure: Type 1 **MCB Rating:** 200 A

CKT	Circuit Description	Trip	Poles	A		B		C		Poles	Trip	Circuit Description	CKT
1	Receptacle STAIR 3 490.02	20 A	1	1260	180					1	20 A	Receptacle WORKROOM 428	2
3	Receptacle THE CENTERS DIRECTOR 415	20 A	1			720	300			1	20 A	Receptacle	4
5	Receptacle THE CENTERS DIRECTOR 413	20 A	1					720	540	1	20 A	Receptacle WORKROOM 428	6
7	Receptacle ACADEMIC SERVICES...	20 A	1	720	720					1	20 A	Receptacle DEVELOPMENT DIRECTOR 400	8
9	Receptacle ACADEMIC SERVICES...	20 A	1			720	1440			1	20 A	Appliance WORKROOM 401	10
11	Receptacle THE CENTERS SHARED 408	20 A	1					900	180	1	20 A	Receptacle WORKROOM 401	12
13	Receptacle ACADEMIC SERVICES...	20 A	1	720	1080					1	20 A	Receptacle MARKETING PROJECT 403	14
15	Receptacle DEVELOPMENT...	20 A	1			900	720			1	20 A	Receptacle FACULTY 475	16
17	Receptacle DEVELOPMENT SPECIAL...	20 A	1					720	720	1	20 A	Receptacle FACULTY 473	18
19	Receptacle MARKETING DIRECTOR 405	20 A	1	720	720					1	20 A	Receptacle FACULTY 471	20
21	Receptacle DEVELOPMENT ASSISTANT...	20 A	1			720	720			1	20 A	Receptacle FACULTY 469	22
23	Receptacle SPECIAL EVENTS 426	20 A	1					720	720	1	20 A	Receptacle FACULTY 467	24
25	Receptacle DEAN'S ASSISTANT 427	20 A	1	1080	900					1	20 A	Receptacle PHD (3) 452	26
27	Receptacle LOUNGE 420	20 A	1			1080	720			1	20 A	Receptacle PHD (3) 450	28
29	Receptacle CONFERENCE 423	20 A	1					1080	720	1	20 A	Receptacle PHD (3) 448	30
31	Receptacle PROFESSOR 424	20 A	1	720	900					1	20 A	Receptacle PHD (3) 446	32
33	Receptacle KITCHEN 422	20 A	1			1640	900			1	20 A	Receptacle PHD (3) 444	34
35	Appliance KITCHEN 422	20 A	1					1000	720	1	20 A	Receptacle FACULTY 434	36
37	Receptacle KITCHEN 422	20 A	1	1176	900					1	20 A	Receptacle FACULTY 436	38
39	Appliance KITCHEN 422	20 A	1			1200	720			1	20 A	Receptacle FACULTY 438	40
41	Receptacle ASSOCIATE DEAN 419	20 A	1					720	720	1	20 A	Receptacle FACULTY 440	42
43	SPARE	20 A	1	0	900					1	20 A	Receptacle FACULTY 442	44
45	SPARE	20 A	1			0	0			1	20 A	SPARE	46
47	SPARE	20 A	1					0	0	1	20 A	SPARE	48
49	SPARE	20 A	1	0	0					1	20 A	SPARE	50
51	SPARE	20 A	1			0	0			1	20 A	SPARE	52
53	SPARE	20 A	1					0	0	1	20 A	SPARE	54
55	SPARE	20 A	1	0	0					1	20 A	SPARE	56
57	SPARE	20 A	1			0	0			1	20 A	SPARE	58
59	SPARE	20 A	1					0	0	1	20 A	SPARE	60
				Total Load:	12696 VA	**Total Load:**	12500 VA	**Total Load:**	10180 VA				
				Total Amps:	109 A	**Total Amps:**	107 A	**Total Amps:**	85 A				

Load Classification	Connected Load	Demand Factor	Estimated Demand	Panel Totals	
Receptacle	30336 VA	66.48%	20168 VA		
Appliance	5040 VA	100.00%	5040 VA	**Total Conn. Load:**	35376 VA
				Total Est. Demand:	25208 VA
				Total Conn.:	98 A
				Total Est. Demand:	70 A

Notes:

Branch Panel: RP-4B3

Location: ELECTRICAL 416 **Volts:** 208Y/120 **A.I.C. Rating:** 22,000
Supply From: DP-3B **Phases:** 3 **Mains Type:** MCB
Mounting: Surface **Wires:** 4 **Mains Rating:** 200 A
Enclosure: Type 1 **MCB Rating:** 200 A

CKT	Circuit Description	Trip	Poles	A		B		C		Poles	Trip	Circuit Description	CKT
1	Receptacle SHOWER 445	20 A	1	900	360					1	20 A	MOTORIZED SHADES CONTROLLER 431	2
3	Receptacle MEN'S RESTROOM 449	20 A	1			720	900			1	20 A	Receptacle DEAN'S RECEPTIONIST 429.1	4
5	Receptacle FACULTY 443	20 A	1					720	1200	1	20 A	Equipment	6
7	Receptacle FACULTY 441	20 A	1	720	350					1	20 A	Power	8
9	Receptacle FACULTY 439	20 A	1			720	300			1	20 A	Receptacle CONFERENCE (10) 431	10
11	Receptacle FACULTY 437	20 A	1					720	720	1	20 A	Receptacle CONFERENCE (10) 431	12
13	Receptacle FACULTY 435	20 A	1	720	900					1	20 A	Receptacle FACULTY 433	14
15	Appliance CORRIDOR 490.08	15 A	1			370	0			1	20 A	SPARE	16
17	SPARE	20 A	1					0	0	1	20 A	SPARE	18
19	SPARE	20 A	1	0	0					1	20 A	SPARE	20
21	SPARE	20 A	1			0	0			1	20 A	SPARE	22
23	SPARE	20 A	1					0	0	1	20 A	SPARE	24
25	SPARE	20 A	1	0	0					1	20 A	SPARE	26
27	SPARE	20 A	1			0	0			1	20 A	SPARE	28
29	SPARE	20 A	1					0	0	1	20 A	SPARE	30
31	SPARE	20 A	1	0	0					1	20 A	SPARE	32
33	SPARE	20 A	1			0	0			1	20 A	SPARE	34
35	SPARE	20 A	1					0	0	1	20 A	SPARE	36
37	SPARE	20 A	1	0	0					1	20 A	SPARE	38
39	SPARE	20 A	1			0	0			1	20 A	SPARE	40
41	SPACE	--	--					0	0	--	--	SPACE	42
43	SPACE	--	--	0	0					--	--	SPACE	44
45	SPACE	--	--			0	0			--	--	SPACE	46
47	SPACE	--	--					0	0	--	--	SPACE	48
49	SPACE	--	--	0	0					--	--	SPACE	50
51	SPACE	--	--			0	0			--	--	SPACE	52
53	SPACE	--	--					0	0	--	--	SPACE	54
55	SPACE	--	--	0	0					--	--	SPACE	56
57	SPACE	--	--			0	0			--	--	SPACE	58
59	SPACE	--	--					0	0	--	--	SPACE	60
				Total Load:	3950 VA	**Total Load:**	3010 VA	**Total Load:**	3360 VA				
				Total Amps:	33 A	**Total Amps:**	25 A	**Total Amps:**	28 A				

Load Classification	Connected Load	Demand Factor	Estimated Demand	Panel Totals	
Receptacle	9270 VA	100.00%	9270 VA		
Power	350 VA	100.00%	350 VA	**Total Conn. Load:**	10320 VA
AV Equipment	150 VA	100.00%	150 VA	**Total Est. Demand:**	10320 VA
Appliance	550 VA	100.00%	550 VA	**Total Conn.:**	29 A
				Total Est. Demand:	29 A

Notes:

Branch Panel: EQ-4B

Location: ELECTRICAL 416 **Volts:** 208Y/120 **A.I.C. Rating:** 22,000
Supply From: DP-3B **Phases:** 3 **Mains Type:** MCB
Mounting: Surface **Wires:** 4 **Mains Rating:** 200 A
Enclosure: Type 1 **MCB Rating:** 200 A

CKT	Circuit Description	Trip	Poles	A		B		C		Poles	Trip	Circuit Description	CKT
1	HP-400	15 A	2	447	447					2	20 A	HP-425	2
3						447	447						4
5	HP-403	20 A	2					1217	447	2	15 A	HP-426	6
7				1217	447								8
9	HP-405	30 A	2			1799	447			2	20 A	HP-428	10
11								1799	447				12
13	HP-404	15 A	2	447	447					2	15 A	HP-427	14
15						447	447						16
17	HP-411	30 A	2					1799	1799	2	30 A	HP-429	18
19				1799	1799								20
21	HP-415	20 A	2			1217	447			2	20 A	HP-435	22
23								1217	447				24
25	HP-417	45 A	2	2600	447					2	15 A	HP-436	26
27						2600	447						28
29	HP-408	20 A	2					1217	447	2	20 A	HP-441	30
31				1217	447								32
33	HP-421	20 A	2			447	447			2	15 A	HP-440	34
35								447	447				36
37	HP-423	15 A	2	447	447					2	20 A	HP-431	38
39						447	447						40
41	HP-448	15 A	2					447	1799	2	30 A	HP-467	42
43				447	1799								44
45	HP-473	30 A	2			1799	0			2	20 A	SPARE	46
47								1799	0				48
49	HP-452	15 A	2	447	0					1	20 A	SPARE	50
51						447	0			1	20 A	SPARE	52
53	SPARE	20 A	2					0	0	1	20 A	SPARE	54
55				0	0					1	20 A	SPARE	56
57	SPARE	20 A	1			0	0			1	20 A	SPARE	58
59	SPARE	20 A	1					0	0	1	20 A	SPARE	60
				Total Load:	15350 VA	**Total Load:**	12782 VA	**Total Load:**	15777 VA				
				Total Amps:	131 A	**Total Amps:**	107 A	**Total Amps:**	135 A				

Load Classification	Connected Load	Demand Factor	Estimated Demand	Panel Totals	
Mechanical Equipment	43909 VA	100.00%	43909 VA		
				Total Conn. Load:	43909 VA
				Total Est. Demand:	43909 VA
				Total Conn.:	122 A
				Total Est. Demand:	122 A

Notes:
(*) PROVIDE A LOCKABLE CIRCUIT BREAKER THAT COMPLIES WITH NEC 110.25 REQUIREMENTS.

Branch Panel: PP-1A

Location: AV 175.1 **Volts:** 208Y/120 **A.I.C. Rating:** 22,000
Supply From: PP-B **Phases:** 3 **Mains Type:** MCB
Mounting: Surface **Wires:** 4 **Mains Rating:** 300 A
Enclosure: Type 1 **MCB Rating:** 300 A

CKT	Circuit Description	Trip	Poles	A (VA)		B (VA)		C (VA)		Poles	Trip	Circuit Description	CKT
1	SPARE	20 A	1	0	0					1	20 A	SPARE	2
3	SPARE	20 A	1			0	0			1	20 A	SPARE	4
5	SPARE	20 A	1					0	0	1	20 A	SPARE	6
7	SPARE	20 A	1	0	0					1	20 A	SPARE	8
9	SPARE	20 A	1			0	0			1	20 A	SPARE	10
11	SPARE	20 A	1					0	0	1	20 A	SPARE	12
13	SPARE	20 A	1	0	0					1	20 A	SPARE	14
15	SPARE	20 A	1			0	0			1	20 A	SPARE	16
17	SPARE	20 A	1					0	0	1	20 A	SPARE	18
19	SPARE	20 A	1	0	0					1	20 A	SPARE	20
21	SPARE	20 A	1			0	0			1	20 A	SPARE	22
23	SPACE	--	--					0	0	--	--	SPACE	24
25	SPACE	--	--	0	0					--	--	SPACE	26
27	SPACE	--	--			0	0			--	--	SPACE	28
29	SPACE	--	--					0	0	--	--	SPACE	30
31	SPACE	--	--	0	0					--	--	SPACE	32
33	SPACE	--	--			0	0			--	--	SPACE	34
35	SPACE	--	--					0	0	--	--	SPACE	36
37	SPACE	--	--	0	0					--	--	SPACE	38
39	SPACE	--	--			0	0			--	--	SPACE	40
41	SPACE	--	--					0	0	--	--	SPACE	42
				Total Load:	0 VA	**Total Load:**	0 VA	**Total Load:**	0 VA				
				Total Amps:	0 A	**Total Amps:**	0 A	**Total Amps:**	0 A				

Load Classification	Connected Load	Demand Factor	Estimated Demand	Panel Totals	
				Total Conn. Load:	0 VA
				Total Est. Demand:	0 VA
				Total Conn.:	0 A
				Total Est. Demand:	0 A

Notes:
PANELBOARD IS FOR FUTURE AV VENDOR USE IN AUDITORIUM.

Mike Ilitch School of Business

WAYNE STATE UNIVERSITY
MIKE ILITCH SCHOOL OF BUSINESS
2771 WOODWARD AVENUE
DETROIT, MI 48201-3012

FACILITIES PLANNING & MANAGEMENT BUILDING
5454 CASS AVENUE
DETROIT, MI 48202-3646
313.577.4310
www.facilities.wayne.edu

SMITHGROUPJJR
500 GRISWOLD
SUITE 1700
DETROIT, MI 48226
313.983.3600
www.smithgroupjjr.com

ISSUED FOR	REV	DATE
BULLETIN 8	*C*	*14JUL17*
BULLETIN 7	*B*	*22JUN17*
BP 3	*A*	*16FEB17*

SEALS AND SIGNATURES

RP-4B1	RP-4B2	RP-4B3
EQ-4B	PP-1A	

SHEET TITLE
PANELBOARD SCHEDULES

20940.000
PROJECT NUMBER

E8.8
SHEET NUMBER

Author
7/13/2017 2:38:16 PM
Plot

SCALE: 1/32" = 1' - 0" 0' 16' 32' 64'
SCALE: 1/8" = 1' - 0" 0' 4' 8' 16'
SCALE: 1/4" = 1' - 0" 0' 2' 4' 8'

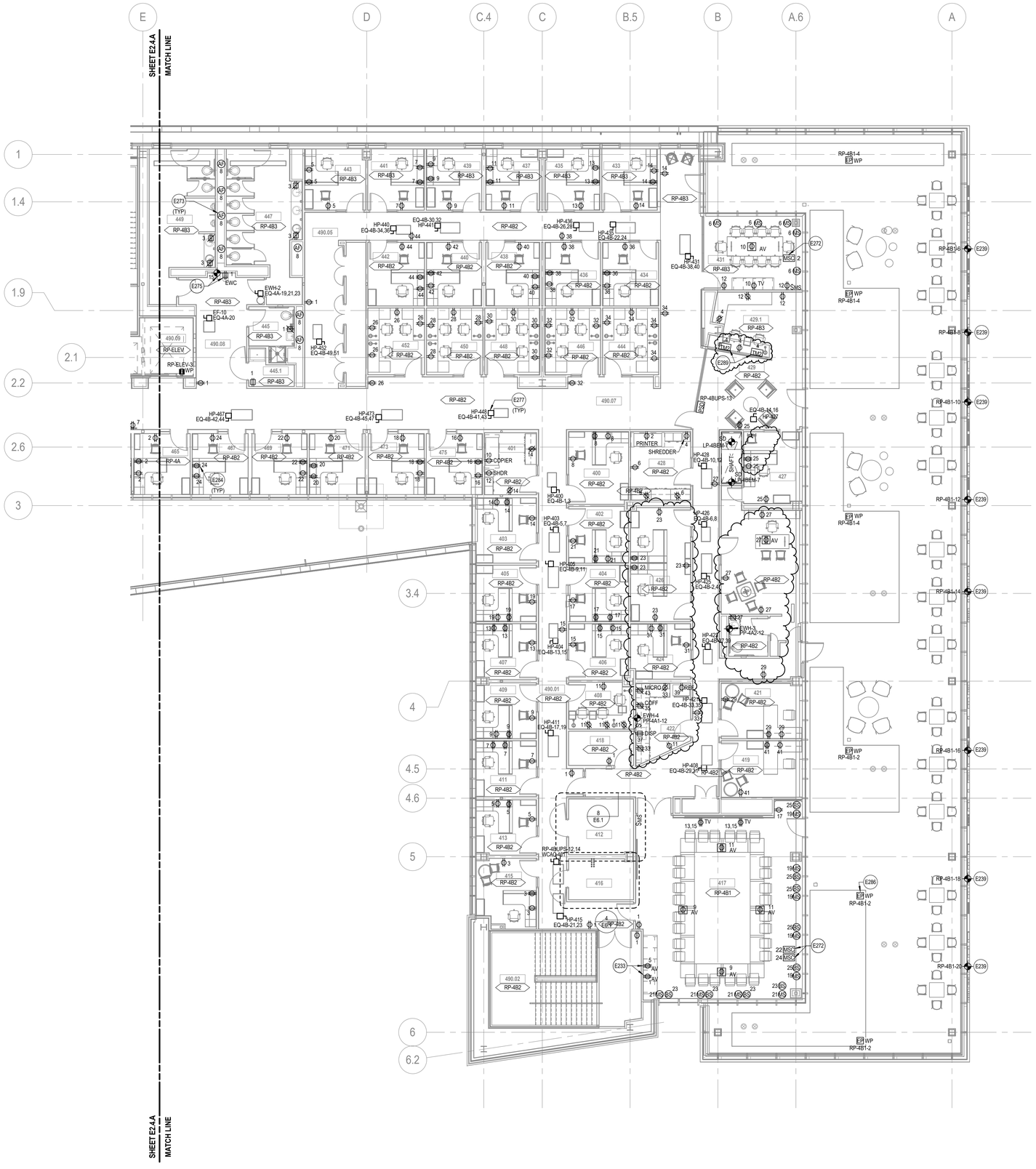

1 LEVEL 04 - AREA B
SCALE: 1/8" = 1'-0"

SHEET E2.4.A
MATCH LINE

ROOM LEGEND

400	DEVELOPMENT DIRECTOR	440	FACULTY
		441	FACULTY
401	WORKROOM	442	FACULTY
402	DEVELOPMENT ASSISTANT DIRECTOR	443	FACULTY
		444	PHD (3)
403	MARKETING PROJECT	445	SHOWER
404	DEVELOPMENT SPECIAL PROJECTS	445.1	JANITOR'S CLOSET
		446	PHD (3)
405	MARKETING DIRECTOR	447	WOMEN'S RESTROOM
406	DEVELOPMENT ADMINISTRATOR	448	PHD (3)
407	ACADEMIC SERVICES ASSISTANT	449	MEN'S RESTROOM
		450	PHD (3)
408	THE CENTERS SHARED	451	SERVER
409	ACADEMIC SERVICES MANAGER	452	PHD (3)
		453	HELP DESK
410	CLOSET	453.1	COMPUTER INFO SERVICES STOCK
411	ACADEMIC SERVICES BUILDING	453.2	WORKROOM
412	IDF	453.3	COMPUTER INFO SERVICES DIRECTOR
413	THE CENTERS DIRECTOR	453.4	COMPUTER INFO SERVICES PROFESSOR
415	THE CENTERS DIRECTOR	453.5	COMPUTER INFO SERVICES PROFESSOR
416	ELECTRICAL		
417	BOARD ROOM	455	PENTHOUSE
418	STORAGE	457	FACULTY
419	ASSOCIATE DEAN	459	FACULTY
421	ASSOCIATE DEAN	461	FACULTY
422	KITCHEN	463	FACULTY
424	PROFESSOR	465	FACULTY
425	DEAN	467	FACULTY
425.1	DEAN TOILET	469	FACULTY
425.2	CLO.	471	FACULTY
426	SPECIAL EVENTS	473	FACULTY
427	DEAN'S ASSISTANT	475	FACULTY
428	WORKROOM	490.01	CORRIDOR
429	DEAN'S WAITING	490.02	STAIR 3
429.1	DEAN'S RECEPTIONIST	490.03	CORRIDOR
431	CONFERENCE (10)	490.05	CORRIDOR
433	FACULTY	490.05.1	MARKETING STORAGE
434	FACULTY	490.07	CORRIDOR
435	FACULTY	490.08	CORRIDOR
436	FACULTY	490.09	ELEVATOR #1
437	FACULTY	490.10	ELEVATOR #2
438	FACULTY	490.11	STAIR 2
439	FACULTY	499	TERRACE

GENERAL SHEET NOTES

A. REFER TO SHEET NOTES ON SHEET E2.0

SHEET KEYNOTES

E233 FOR AV EQUIPMENT RACK.

E239 POWER FOR BUILDING SIGNAGE MOUNTED TO BUILDING FACADE. ROUTE WIRING IN MULLIONS. PROVIDE QUANTITY OF POWER CONNECTIONS AS RECOMMENDED BY THE MANUFACTURER. REFER TO ARCHITECTURAL SERIES AND SPECIFICATIONS FOR ADDITIONAL INFORMATION.

E272 LOCATE MOTORIZED SHADE CONTROLLERS ABOVE ACCESSIBLE CEILING.

E273 JUNCTION BOX FOR AUTOMATIC FIXTURE. COORDINATE WITH DIVISION 22.

E275 POWER FOR EWC COMPRESSOR AND BOTTLE FILLER. PROVIDE GFCI BREAKER IN PANEL BOARD FOR COMPRESSOR. COORDINATE WITH PLUMBING CONTRACTOR.

E277 PROVIDE DISCONNECT SWITCH FOR HEAT PUMPS WITH RATING EQUAL TO OR GREATER THAN THE MAXIMUM OVERCURRENT PROTECTION (MOCP) RATING SHOWN IN THE HEAT PUMP SCHEDULES ON THE M7 SERIES DRAWINGS. PROVIDE SEPERATE LINE ITEM IN BID FOR COST OF HEAT PUMP DISCONNECT SWITCHES. PENDING SUCCESSFUL HEAT PUMP MANUFACTURER, MAY BE FACTORY INSTALLED. IF DISCONNECT SWITCHES ARE FACTORY INSTALLED THEY SHALL BE PROVIDED BY MECHANICAL TRADES. COORDINATE WITH HEAT PUMP MANUFACTURER PRIOR TO SUBMISSION OF SUBMITTALS.

E284 FINAL RECEPTACLE LOCATIONS IN ALL PRIVATE OFFICES SHALL BE COORDINATED WITH THE FURNITURE AND LOCATED ON THE WALL SUCH THAT USE OF THE RECEPTACLE IS NOT OBSTRUCTED BY THE FURNITURE. REFER TO THE ARCHITECTURAL SERIES DRAWINGS AND FURNITURE DRAWINGS FOR MORE INFORMATION.

E286 WEATHER PROOF WHILE-IN-USE OUTDOOR POWER PEDESTAL WITH TWO (2) GFCI DUPLEX RECEPTACLES. COORDINATE LOCATION IN TERRACE PAVERS WITH ARCHITECTURAL SERIES. REFER TO E7 SERIES FOR MOUNTING DETAILS.

E289 PROVIDE MOCKETT DEVICE MODEL NUMBER PCS3/HW WITH MATTE BLACK FINISH. MOUNT IN MILLWORK. REFER TO ARCHITECTURAL DETAILS FOR EXACT MOUNTING LOCATION.

Mike Ilitch School of Business

WAYNE STATE UNIVERSITY
MIKE ILITCH SCHOOL OF BUSINESS
2771 WOODWARD AVENUE
DETROIT, MI 48201-3012

FACILITIES PLANNING & MANAGEMENT BUILDING
5454 CASS AVENUE
DETROIT, MI 48202-3646
313.577.4310
www.facilities.wayne.edu

SMITHGROUP JJR
500 GRISWOLD
SUITE 1700
DETROIT, MI 48226
313.983.3600
www.smithgroupjjr.com

ISSUED FOR	REV	DATE
BULLETIN 9	E	07AUG17
BULLETIN 8	D	14JUL17
BULLETIN 7	C	22JUN17
BP 3 ADDENDUM 1	B	03MAR17
BP 3	A	16FEB17

SEALS AND SIGNATURES

KEYPLAN

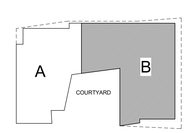

PROJECT NORTH

SHEET TITLE
FOURTH LEVEL POWER PLAN AREA B

PROJECT NUMBER
20940.000

SHEET NUMBER
E2.4.B

SCALE: 1/32" = 1' - 0" 0' 16' 32' 64'
SCALE: 1/8" = 1' - 0" 0' 4' 8' 16'
SCALE: 1/4" = 1' - 0" 0' 2' 4' 8'

Plot 8/7/2017 3:24:58 PM Author